



MOUNTAIN BROOK CITY

SCHOOL SYSTEM SNAPSHOT: 2024 EDITION*

32 Vine Street | Mountain Brook, AL 35213 | (205) 871-4608

Superintendent

Dr. Dicky Barlow

Board Members

Jenifer Kimbrough, Jeffrey Brewer, Nicky Barnes, Anna Comer, Daniel Odrezin

\$5,659,933
Cost of One Month's
Operation/General Fund

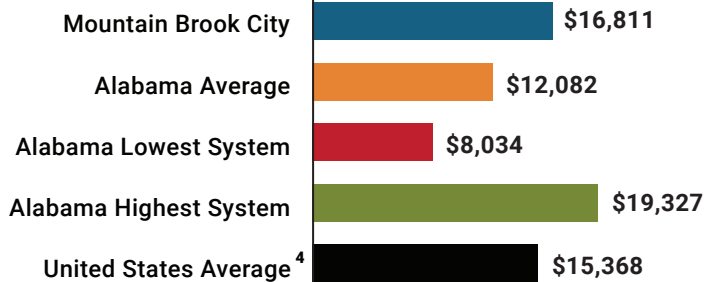
4.97
Number of Months
Reserve Balance

By the Numbers

	Schools ¹	6
	Students/ADM ²	4,300
	Free & Reduced Lunch.....	0.33%
	Community Eligibility Program.....	0.79%
	Number of Route Buses ³	3
	Buses 10 yrs. old or less.....	100%
	Students Bused.....	67
	Full-Time Employees.....	663
	Teachers.....	382
	Principals/ Assistant Principals.....	17
	Counselors.....	13
	Librarians.....	7
	Other Certified Employees.....	18
	Support Personnel.....	226

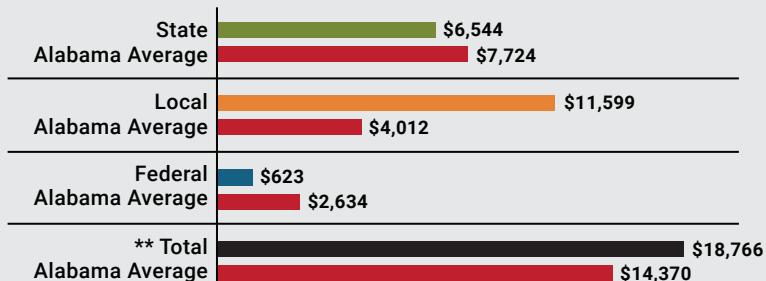
¹ Schools with enrollment, including Alternative and Career Technical Education
² Average Daily Membership (includes virtual students)
³ Data collected in 2022 and used for FY24 funding
⁴ 2022-2023 NEA Rankings of the States

Total Per-Pupil Expenditures (PPE)



Per-Pupil Revenue Sources

Mountain Brook City Revenue Sources



**Total Revenue Among 138 School Systems



133
STATE
RANK

1
LOCAL
RANK

138
FEDERAL
RANK

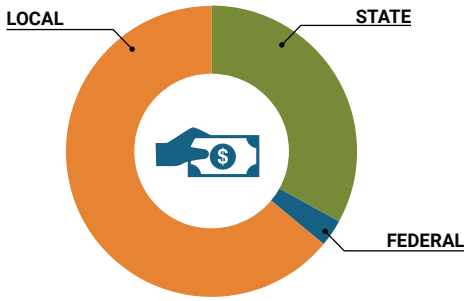
OVERALL SYSTEM RANK 9

LEAs with a substantial increase in reported ADM may show lower rankings since additional revenues reflecting those increases in ADM are not received until the following fiscal year.

* THIS REPORT INCLUDES FISCAL YEAR 2022 DATA

School System Revenue

How was your school system funded?¹



\$28,139,368	STATE	33%
\$2,680,210	FEDERAL	3%
\$55,739,845	LOCAL	64%
— \$6,852,890	Local 10-Mill Match	
\$48,886,955	AVAILABLE LOCAL REVENUE	

VALUE OF 1-MILL
For Your School System

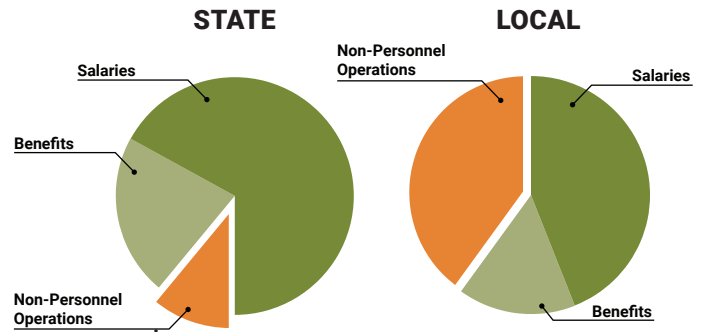
\$685,289

School System Spending

How did your school system spend state & local dollars?¹

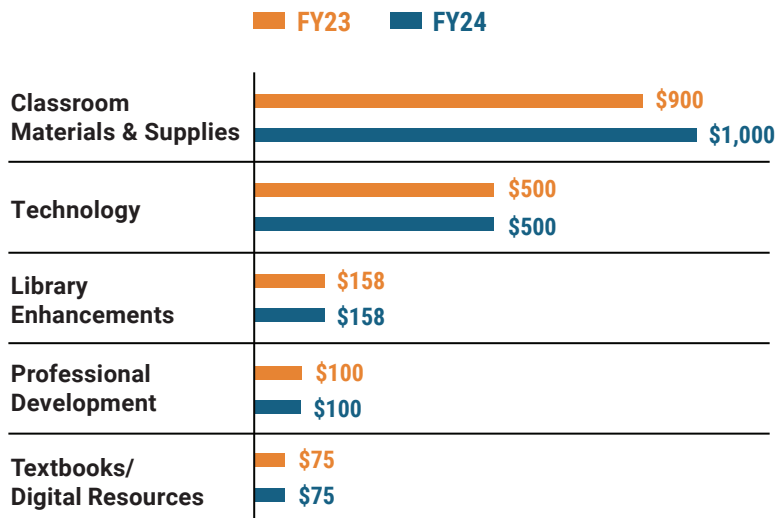
	STATE SPENDING ^{2,3}	LOCAL SPENDING ²
Salaries	\$21,240,886	\$17,561,730
Benefits	\$7,060,331	\$6,564,111
Non-Personnel Operations	\$3,267,473	\$15,947,536
TOTAL	\$31,568,689	\$40,073,377

- ¹ Revenues and expenditures may contain nominal variances due to rounding
² Does not include debt service or capital outlay
³ Includes 10-mill match
⁴ Such as utilities, operations & maintenance, etc.



Only 10% of state funding is available for non-personnel expenditures⁴

Instructional Support



Educational Advancement & Technology Fund⁵



⁵ These one-time supplemental funds may be used for repairs and deferred maintenance, capital outlay, classroom instructional supplies, insurance for facilities, transportation, technology and school safety. For FY23, there was no EAT allocation for school systems.

System Debt

TOTAL DEBT⁶	DEBT PER STUDENT
\$70,885,000	\$16,485

⁶ The debt totals in system audit reports may differ due to audit adjustments.



ALABAMA
ASSOCIATION OF
SCHOOL BOARDS

Sally Smith, J.D.
Executive Director

Tracey A. Meyer
Governmental Relations Coordinator

43 South Jackson Street
Montgomery, Alabama 36104

1-800-562-0601 | AlabamaSchoolBoards.org

[@AlaSchoolBoards](https://twitter.com/AlaSchoolBoards) [f Facebook.com/AlabamaSchoolBoards](https://facebook.com/AlabamaSchoolBoards)