



EUFULA CITY

SCHOOL SYSTEM SNAPSHOT: 2024 EDITION*


333 State Docks Road | Eufaula, AL 36027 | (334) 687-1100


Superintendent

Joey Brannan

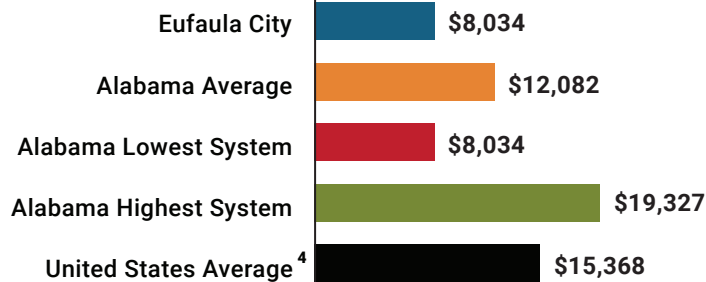
Board Members

Yadira Chavez, Caty Richardson, Twana Anderson, Richard Wingate, Katrina Wright






 **\$3,794,054**
Cost of One Month's
Operation/General Fund

 **4.33**
Number of Months
Reserve Balance

Total Per-Pupil Expenditures (PPE)

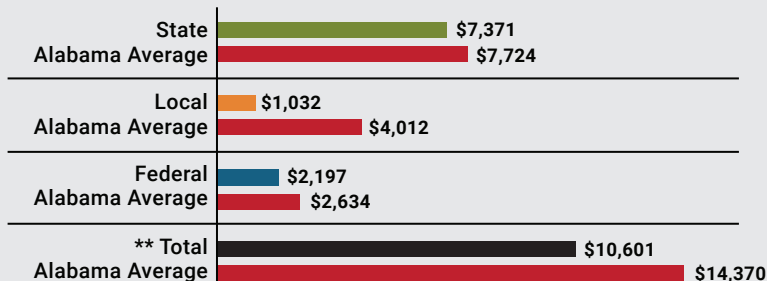


By the Numbers

	Schools¹	5
	Students/ADM²	6,373
	Free & Reduced Lunch	50%
	Community Eligibility Program	63%
	Number of Route Buses³	11
	Buses 10 yrs. old or less.....	100%
	Students Bused.....	798
	Full-Time Employees	364
	Teachers.....	178
	Principals/ Assistant Principals.....	13
	Counselors.....	5
	Librarians.....	4
	Other Certified Employees.....	15
	Support Personnel.....	149

Per-Pupil Revenue Sources

Eufaula City Revenue Sources



**Total Revenue Among 138 School Systems



117
STATE
RANK

138
LOCAL
RANK

100
FEDERAL
RANK

OVERALL SYSTEM RANK 137

LEAs with a substantial increase in reported ADM may show lower rankings since additional revenues reflecting those increases in ADM are not received until the following fiscal year.

¹ Schools with enrollment, including Alternative and Career Technical Education

² Average Daily Membership (includes virtual students)

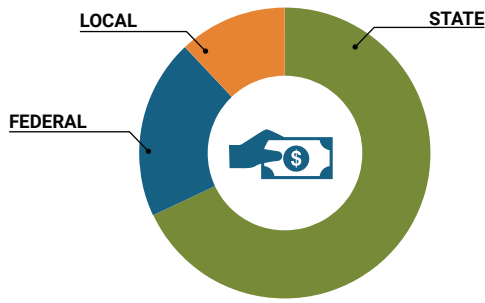
³ Data collected in 2022 and used for FY24 funding

⁴ 2022-2023 NEA Rankings of the States

* THIS REPORT INCLUDES FISCAL YEAR 2022 DATA

School System Revenue

How was your school system funded?¹



\$46,975,814	STATE	68%
\$14,003,501	FEDERAL	20%
\$7,650,840	LOCAL	11%
— \$1,255,690	Local 10-Mill Match	
\$6,395,150	AVAILABLE LOCAL REVENUE	

VALUE OF 1-MILL
For Your School System

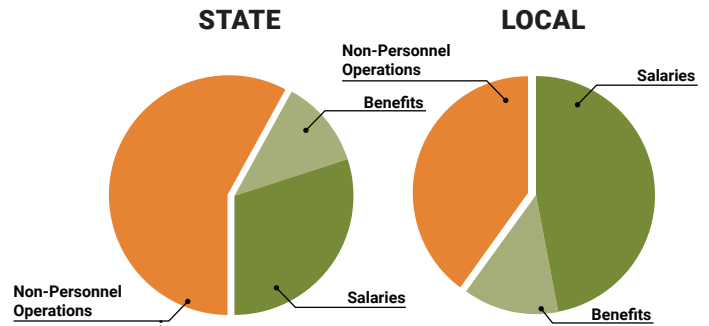
\$125,569

School System Spending

How did your school system spend state & local dollars?¹

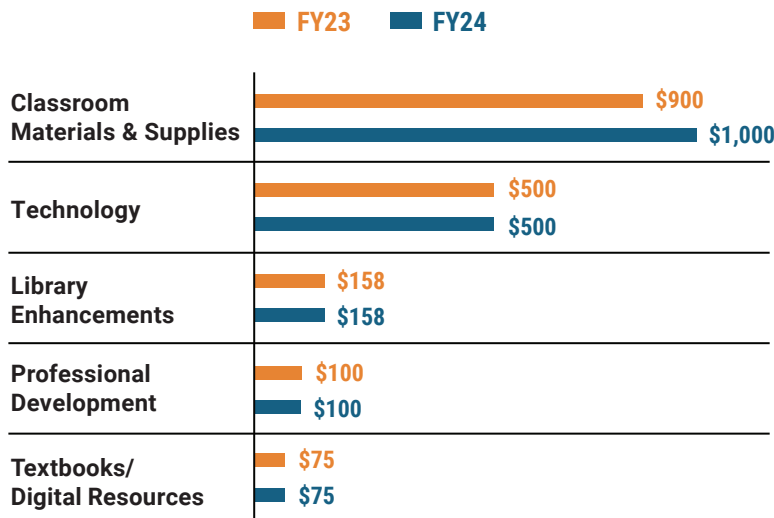
	STATE SPENDING ^{2,3}	LOCAL SPENDING ²
Salaries	\$12,023,065	\$1,890,880
Benefits	\$4,604,846	\$500,232
Non-Personnel Operations	\$22,886,076	\$1,592,301
TOTAL	\$39,513,988	\$3,983,413

- ¹ Revenues and expenditures may contain nominal variances due to rounding
² Does not include debt service or capital outlay
³ Includes 10-mill match
⁴ Such as utilities, operations & maintenance, etc.



Only 58% of state funding is available for non-personnel expenditures⁴

Instructional Support



Educational Advancement & Technology Fund⁵



⁵ These one-time supplemental funds may be used for repairs and deferred maintenance, capital outlay, classroom instructional supplies, insurance for facilities, transportation, technology and school safety. For FY23, there was no EAT allocation for school systems.

System Debt

TOTAL DEBT⁶	DEBT PER STUDENT
\$4,463,940	\$700

⁶ The debt totals in system audit reports may differ due to audit adjustments.



ALABAMA
ASSOCIATION OF
SCHOOL BOARDS

Sally Smith, J.D.
Executive Director

Tracey A. Meyer
Governmental Relations Coordinator

43 South Jackson Street
Montgomery, Alabama 36104

1-800-562-0601 | AlabamaSchoolBoards.org

@AlaSchoolBoards Facebook.com/AlabamaSchoolBoards