



ARAB CITY SCHOOL SYSTEM SNAPSHOT: 2024 EDITION*

750 Arabian Drive | Arab, AL 35016 | (256) 586-6011

Superintendent Dr. Johnny Berry
Board Members Kevin Walls, Judy Ann Collier, Chris Harper, Patricia Henry, Russ Williams

\$1,868,837
 Cost of One Month's Operation/General Fund

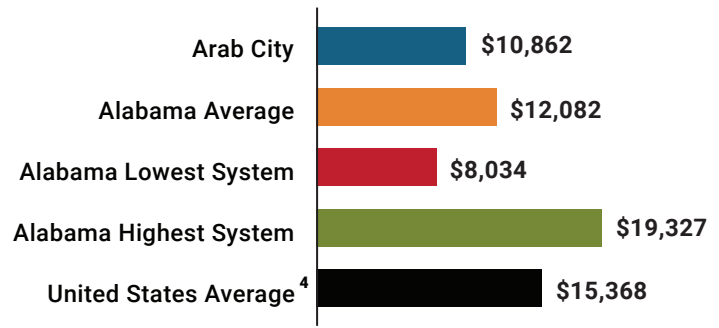
2.94
 Number of Months Reserve Balance

By the Numbers

- Schools**¹ 4
- Students/ADM**² 2,510
- Free & Reduced Lunch** 18%
- Community Eligibility Program** 24%
- Number of Route Buses**³ 17
 - Buses 10 yrs. old or less 71%
 - Students Bused 1,002
- Full-Time Employees** 316
 - Teachers 177
 - Principals/Assistant Principals 9
 - Counselors 5
 - Librarians 4
 - Other Certified Employees 15
 - Support Personnel 106

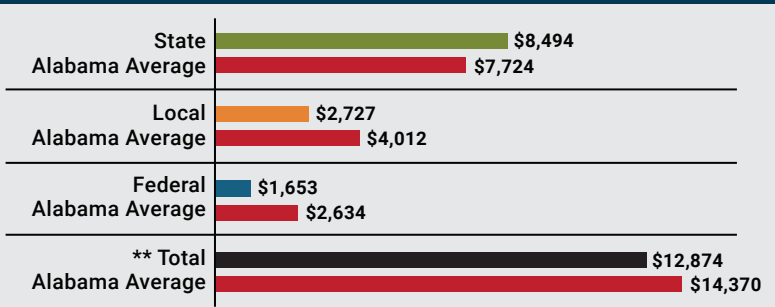
¹ Schools with enrollment, including Alternative and Career Technical Education
² Average Daily Membership (includes virtual students)
³ Data collected in 2022 and used for FY24 funding
⁴ 2022-2023 NEA Rankings of the States

Total Per-Pupil Expenditures (PPE)



Per-Pupil Revenue Sources

Arab City Revenue Sources



**Total Revenue Among 138 School Systems



43
STATE RANK

82
LOCAL RANK

125
FEDERAL RANK

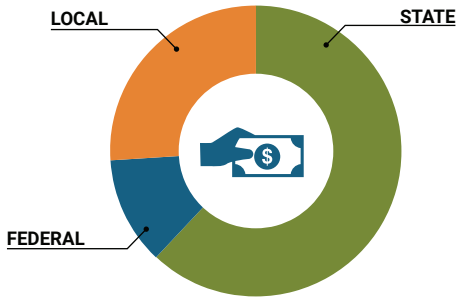
OVERALL SYSTEM RANK 118

LEAs with a substantial increase in reported ADM may show lower rankings since additional revenues reflecting those increases in ADM are not received until the following fiscal year.

* THIS REPORT INCLUDES FISCAL YEAR 2022 DATA

School System Revenue

How was your school system funded?¹



\$21,321,062	STATE	62%
\$4,148,779	FEDERAL	12%
\$8,931,033	LOCAL	26%
\$1,085,360	Local 10-Mill Match	
\$7,845,673	AVAILABLE LOCAL REVENUE	

VALUE OF 1-MILL For Your School System

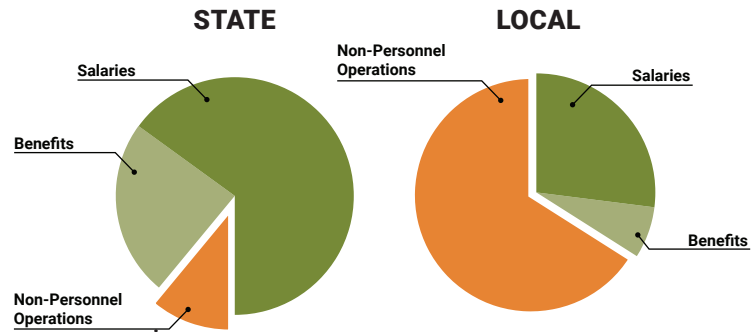
\$108,536

School System Spending

How did your school system spend state & local dollars?¹

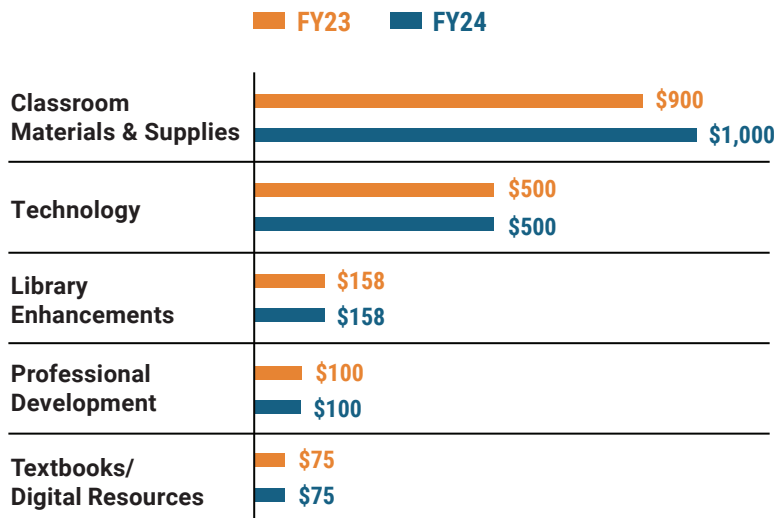
	STATE SPENDING ^{2,3}	LOCAL SPENDING ²
Salaries	\$13,337,134	\$1,134,546
Benefits	\$4,944,701	\$287,194
Non-Personnel Operations	\$2,085,030	\$2,726,955
TOTAL	\$20,366,865	\$4,148,695

- ¹ Revenues and expenditures may contain nominal variances due to rounding
² Does not include debt service or capital outlay
³ Includes 10-mill match
⁴ Such as utilities, operations & maintenance, etc.



Only 10% of state funding is available for non-personnel expenditures⁴

Instructional Support



Educational Advancement & Technology Fund⁵



⁵ These one-time supplemental funds may be used for repairs and deferred maintenance, capital outlay, classroom instructional supplies, insurance for facilities, transportation, technology and school safety. For FY23, there was no EAT allocation for school systems.

System Debt

TOTAL DEBT⁶	DEBT PER STUDENT
\$10,629,005	\$4,235

⁶ The debt totals in system audit reports may differ due to audit adjustments.



ALABAMA
ASSOCIATION OF
SCHOOL BOARDS

Sally Smith, J.D.
Executive Director

Tracey A. Meyer
Governmental Relations Coordinator

43 South Jackson Street
Montgomery, Alabama 36104

1-800-562-0601 | AlabamaSchoolBoards.org

@AlaSchoolBoards Facebook.com/AlabamaSchoolBoards