



# ANNISTON CITY

# SCHOOL SYSTEM SNAPSHOT: 2024 EDITION\*

P.O. Box 1500 | Anniston, AL 36202 | (256) 231-5000

Superintendent

Dr. Ray Hill

Board Members

Robert Houston, Dr. Mary Harrington, Rebecca Brown, Joan Frazier, Trudy Munford

**\$1,590,667**  
Cost of One Month's  
Operation/General Fund

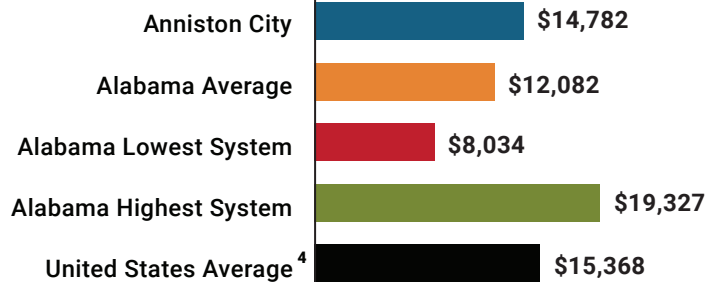
**5.08**  
Number of Months  
Reserve Balance

## By the Numbers

	Schools <sup>1</sup> .....	5
	Students/ADM <sup>2</sup> .....	1,751
	Free & Reduced Lunch.....	67%
	Community Eligibility Program.....	75%
	Number of Route Buses <sup>3</sup> .....	25
	Buses 10 yrs. old or less.....	100%
	Students Bused.....	1,248
	Full-Time Employees.....	216
	Teachers.....	120
	Principals/ Assistant Principals.....	9
	Counselors.....	7
	Librarians.....	5
	Other Certified Employees.....	6
	Support Personnel.....	69

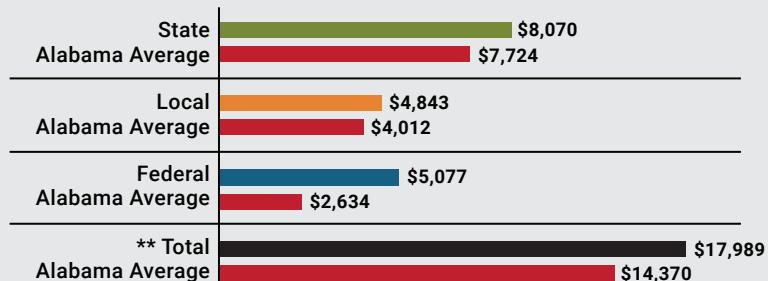
<sup>1</sup> Schools with enrollment, including Alternative and Career Technical Education  
<sup>2</sup> Average Daily Membership (includes virtual students)  
<sup>3</sup> Data collected in 2022 and used for FY24 funding  
<sup>4</sup> 2022-2023 NEA Rankings of the States

## Total Per-Pupil Expenditures (PPE)



## Per-Pupil Revenue Sources

### Anniston City Revenue Sources



\*\*Total Revenue Among 138 School Systems



**73**  
STATE  
RANK

**25**  
LOCAL  
RANK

**12**  
FEDERAL  
RANK

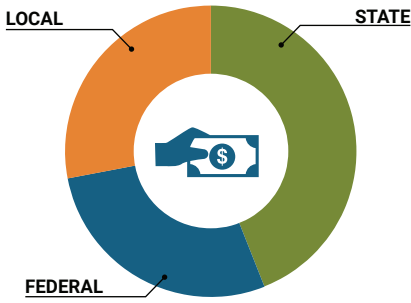
# OVERALL SYSTEM RANK 12

LEAs with a substantial increase in reported ADM may show lower rankings since additional revenues reflecting those increases in ADM are not received until the following fiscal year.

\* THIS REPORT INCLUDES FISCAL YEAR 2022 DATA


# School System Revenue

## How was your school system funded?<sup>1</sup>



\$14,130,419	STATE	44%
\$8,888,995	FEDERAL	28%
\$8,775,766	LOCAL	28%
— \$2,873,110	Local 10-Mill Match	
<b>\$5,902,656</b>	<b>AVAILABLE LOCAL REVENUE</b>	

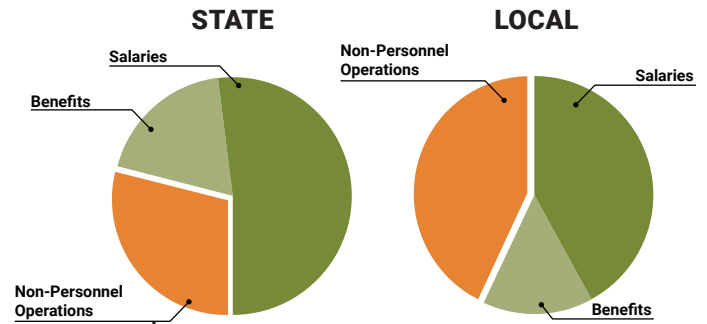
### VALUE OF 1-MILL For Your School System



# School System Spending

## How did your school system spend state & local dollars?<sup>1</sup>

	STATE SPENDING <sup>2,3</sup>	LOCAL SPENDING <sup>2</sup>
Salaries	\$8,605,582	\$1,160,650
Benefits	\$3,144,298	\$419,263
Non-Personnel Operations	\$4,836,546	\$1,206,945
<b>TOTAL</b>	<b>\$16,586,426</b>	<b>\$2,786,858</b>



**Only 29% of state funding is available for non-personnel expenditures<sup>4</sup>**

<sup>1</sup> Revenues and expenditures may contain nominal variances due to rounding  
<sup>2</sup> Does not include debt service or capital outlay  
<sup>3</sup> Includes 10-mill match  
<sup>4</sup> Such as utilities, operations & maintenance, etc.

# Instructional Support



# Educational Advancement & Technology Fund<sup>5</sup>



<sup>5</sup> These one-time supplemental funds may be used for repairs and deferred maintenance, capital outlay, classroom instructional supplies, insurance for facilities, transportation, technology and school safety. For FY23, there was no EAT allocation for school systems.

# System Debt

<b>TOTAL DEBT<sup>6</sup></b>	<b>DEBT PER STUDENT</b>
<b>\$128,530</b>	<b>\$73</b>

<sup>6</sup> The debt totals in system audit reports may differ due to audit adjustments.



ALABAMA ASSOCIATION OF SCHOOL BOARDS

Sally Smith, J.D.  
Executive Director

Tracey A. Meyer  
Governmental Relations Coordinator

43 South Jackson Street  
Montgomery, Alabama 36104

1-800-562-0601 | AlabamaSchoolBoards.org

@AlaSchoolBoards Facebook.com/AlabamaSchoolBoards