



MOUNTAIN BROOK CITY

SCHOOL SYSTEM SNAPSHOT: 2022 EDITION*


32 Vine Street | Mountain Brook, AL 35213 | (205) 871-4608 x7803

Superintendent

Dr. Dicky Barlow






Board Members

Nicky Barnes, Anna Comer, Bradley Sklar, Jenifer Kimbrough, Jeffrey Brewer

 **\$4,951,337**
Cost of One Month's
Operation/General Fund

 **3.15**
Number of Months
Reserve Balance

By the Numbers

	Schools¹	6
	Students/ADM²	4,320
	Free & Reduced Lunch	1%
	Community Eligibility Program	3%
	Number of Route Buses³	2
	Buses 10 yrs. old or less.....	50%
	Students Bused.....	8
	Full-Time Employees	637
	Teachers.....	371
	Principals/ Assistant Principals.....	17
	Counselors.....	13
	Librarians.....	7
	Other Certified Employees.....	15
	Support Personnel.....	214

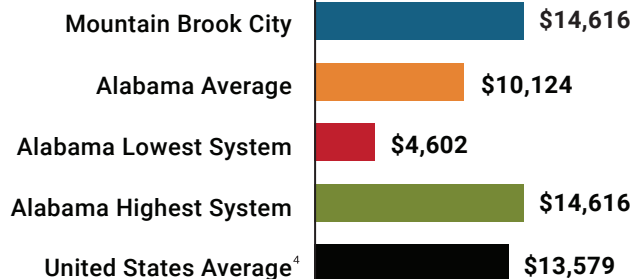
¹ Schools with enrollment, including Alternative and Career Technical Education

² Average Daily Membership (includes virtual students)

³ Data collected in FY20 and used for FY21 funding

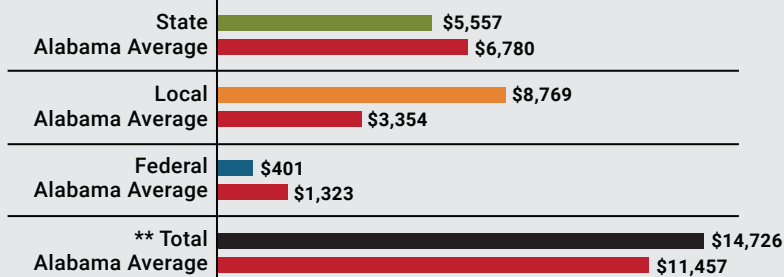
⁴ 2020-2021 NEA Rankings of the States

Total Per-Pupil Expenditures (PPE)



Per-Pupil Revenue Sources

Mountain Brook City Revenue Sources



136
STATE
RANK

1
LOCAL
RANK

137
FEDERAL
RANK

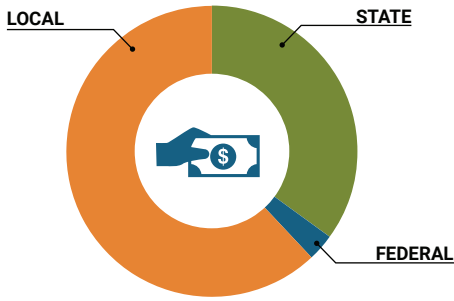
OVERALL SYSTEM RANK 5

** Total Revenue Among 138 School Systems

* THIS REPORT INCLUDES FISCAL YEAR 2020 DATA

School System Revenue

How was your school system funded?¹



\$24,004,584	STATE	35%
\$1,731,335	FEDERAL	3%
\$42,071,701	LOCAL	62%
— \$6,128,900	Local 10-Mill Match	
\$35,942,801	AVAILABLE LOCAL REVENUE	

VALUE OF 1-MILL For Your School System

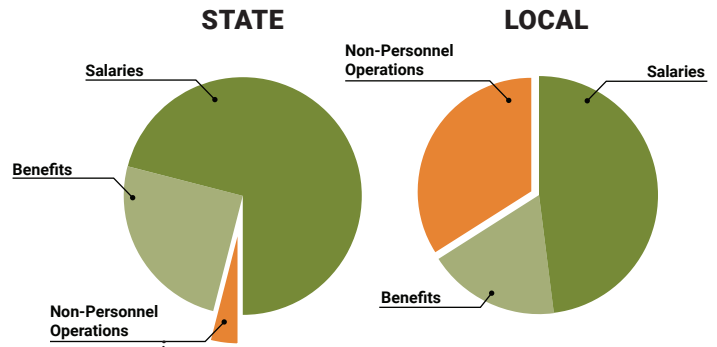
\$612,890

School System Spending

How did your school system spend state & local dollars?¹

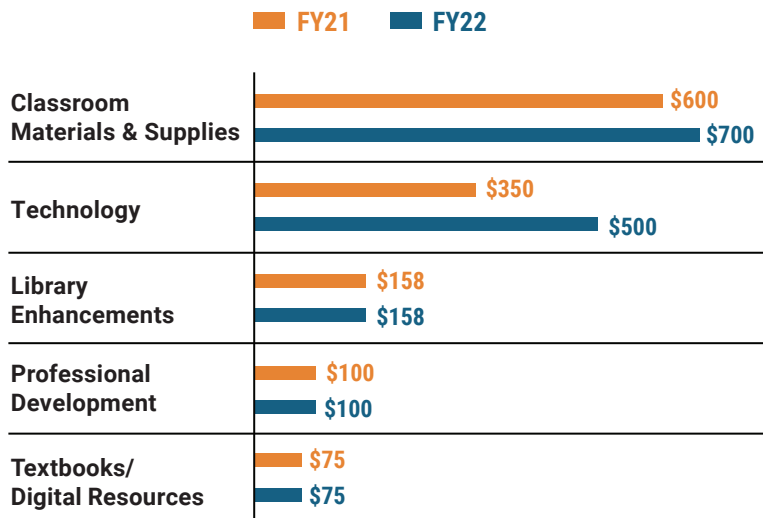
	STATE SPENDING ^{2,3}	LOCAL SPENDING ²
Salaries	\$20,312,623	\$16,208,784
Benefits	\$6,878,913	\$6,224,429
Non-Personnel Operations	\$1,433,489	\$11,689,315
TOTAL	\$28,625,025	\$34,122,528

¹ Revenues and expenditures may contain nominal variances due to rounding
² Does not include debt service or capital outlay
³ Includes 10-mill match
⁴ Such as utilities, operations & maintenance, etc.



Only 5% of state funding is available for non-personnel expenditures⁴

Instructional Support



Educational Advancement & Technology Fund⁵

FY21	\$1,208,225
FY20	\$1,036,927
FY19	\$1,160,244

⁵ These one-time supplemental funds may be used for repairs and deferred maintenance, classroom instructional supplies, insurance for facilities, transportation, technology and school safety measures.

System Debt

TOTAL DEBT⁶	DEBT PER STUDENT
\$7,077,417	\$1,638

⁶ The debt totals in system audit reports may differ due to audit adjustments.



ALABAMA
ASSOCIATION OF
SCHOOL BOARDS

Sally Smith, J.D.
Executive Director

Tracey A. Meyer
Governmental Relations Coordinator

43 South Jackson Street
Montgomery, Alabama 36104

1-800-562-0601 | AlabamaSchoolBoards.org

@AlaSchoolBoards Facebook.com/AlabamaSchoolBoards