



TALLADEGA CITY






SCHOOL SYSTEM SNAPSHOT: 2020 EDITION*

P.O. Box 946 | Talladega, AL 35161 | (256) 315-5636

Superintendent | Tony Ball

Board Members | Mary McGhee, Chuck Roberts, James Braswell, Jake Montgomery, Sandra Beavers

By the Numbers

| | | |
|--|--|--------------|
|  | Schools¹ | 7 |
|  | Students/ADM² | 2,001 |
|  | Free & Reduced Lunch | 83% |
| | Community Eligibility Program | 53% |
|  | Number of Route Buses³ | 18 |
| | State-Funded Buses ⁴ | 78% |
| | Students Bused | 976 |
|  | Full-Time Employees | 271 |
| | Teachers | 136 |
| | Principals/ Assistant Principals | 9 |
| | Counselors | 5 |
| | Librarians | 6 |
| | Other Certified Employees | 6 |
| | Support Personnel | 109 |

¹ Schools with enrollment, including Alternative and Career Technical Education
² Average Daily Membership
³ Data collected in FY16 and used for FY18 funding
⁴ Percent of school system bus fleet renewal eligible for state funding
⁵ Calculation excludes Transportation Fleet Renewal and Public School Fund Capital Outlay
⁶ 2017-2018 NEA Rankings of the States



\$1,432,225

Cost of One Month's
Operation⁵

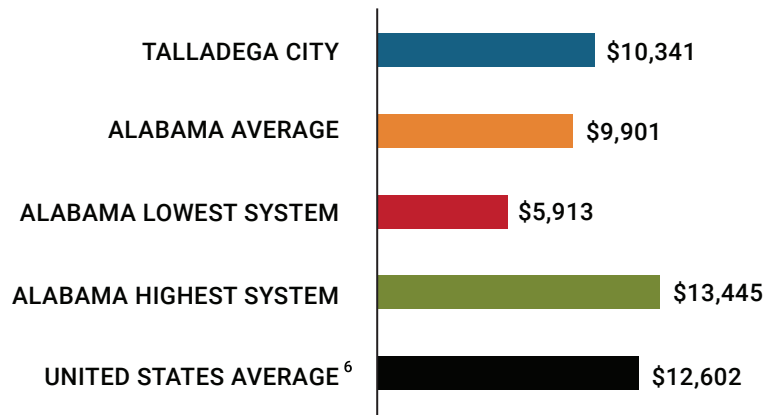


3.53

Number of Months
Reserve Balance

Compare Your School System

Total Per-Pupil Expenditures (PPE)



Talladega City

Per Pupil Expenditures

Federal PPE Rank **27**

State PPE Rank **27**

Local PPE Rank **82**



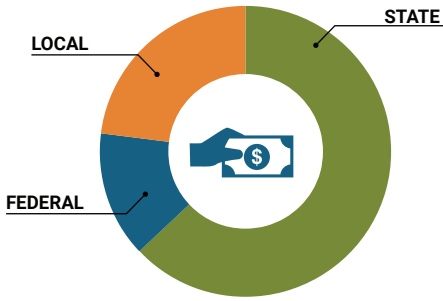
Per Pupil Expenditures among 137 systems

OVERALL SYSTEM RANK 43

* THIS REPORT INCLUDES FISCAL YEAR 2018 DATA

School System Revenue

How was your school system funded?¹



| | | |
|--------------------|--------------------------------|-----|
| \$13,488,520 | STATE | 63% |
| \$2,913,782 | FEDERAL | 14% |
| \$5,119,794 | LOCAL | 24% |
| — \$1,058,490 | Local 10-Mill Match | |
| \$4,061,304 | AVAILABLE LOCAL REVENUE | |

VALUE OF 1-MILL
For Your School System

\$105,849

School System Spending

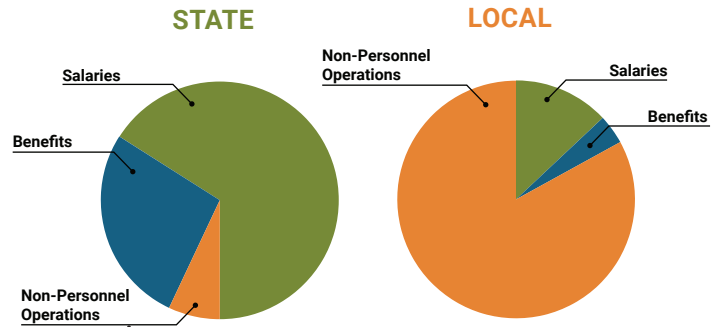
How did your school system spend state & local dollars?¹

| | STATE SPENDING ^{2,3} | LOCAL SPENDING ² |
|--------------------------|-------------------------------|-----------------------------|
| Salaries | \$9,450,898 | \$451,155 |
| Benefits | \$3,794,384 | \$129,623 |
| Non-Personnel Operations | \$1,066,131 | \$2,810,383 |
| TOTAL | \$14,311,413 | \$3,391,161 |

¹ Revenues and expenditures may contain nominal variances

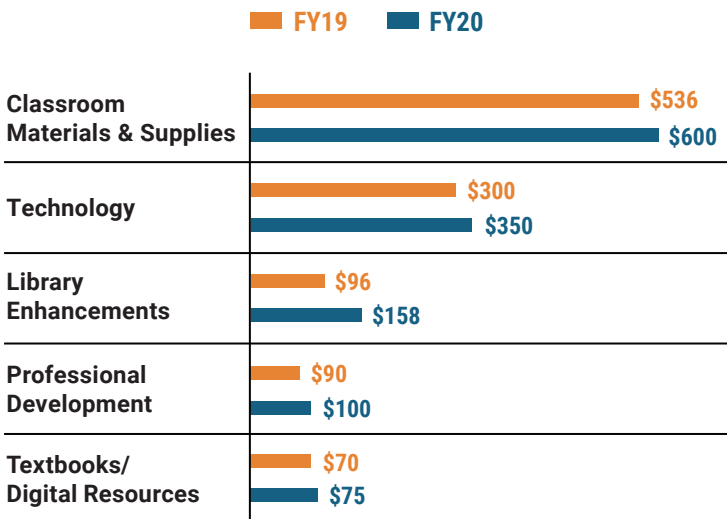
² Does not include debt service or capital outlay

³ Includes 10-mill match

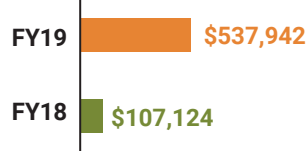


Only 7% of state funding goes to Non-Personnel Operations

Instructional Support



Educational Advancement & Technology Fund⁴



⁴ These one-time supplemental funds may be used for repairs and deferred maintenance, classroom instructional supplies, insurance for facilities, transportation, technology and school safety measures.

System Debt

TOTAL DEBT⁵
\$3,401,079

DEBT PER STUDENT
\$1,699

⁵ The debt totals in system audit reports may differ due to audit adjustments



ALABAMA
ASSOCIATION OF
SCHOOL BOARDS

Sally Smith, J.D.
Executive Director

Lissa Tucker, J.D.
Director of Government Relations

43 South Jackson Street
Montgomery, Alabama 36104

1-800-562-0601 | AlabamaSchoolBoards.org

@AlaSchoolBoards Facebook.com/AlabamaSchoolBoards