



PELL CITY






SCHOOL SYSTEM SNAPSHOT: 2020 EDITION*

3105 15th Avenue N. | Pell, AL 35125 | (205) 884-4440

Superintendent Dr. Frank Costanzo

Board Members Laurie Henderson, Tammie D. Williams, Cecil Fomby, James E. Hall, Joe Sawyer

By the Numbers

	Schools¹	8
	Students/ADM²	3,911
	Free & Reduced Lunch	54%
	Community Eligibility Program	34%
	Number of Route Buses³	44
	State-Funded Buses ⁴	59%
	Students Bused	1,662
	Full-Time Employees	463
	Teachers	242
	Principals/ Assistant Principals	12
	Counselors	10
	Librarians	8
	Other Certified Employees	15
	Support Personnel	176

¹ Schools with enrollment, including Alternative and Career Technical Education

² Average Daily Membership

³ Data collected in FY16 and used for FY18 funding

⁴ Percent of school system bus fleet renewal eligible for state funding

⁵ Calculation excludes Transportation Fleet Renewal and Public School Fund Capital Outlay

⁶ 2017-2018 NEA Rankings of the States



\$2,654,305

Cost of One Month's
Operation⁵

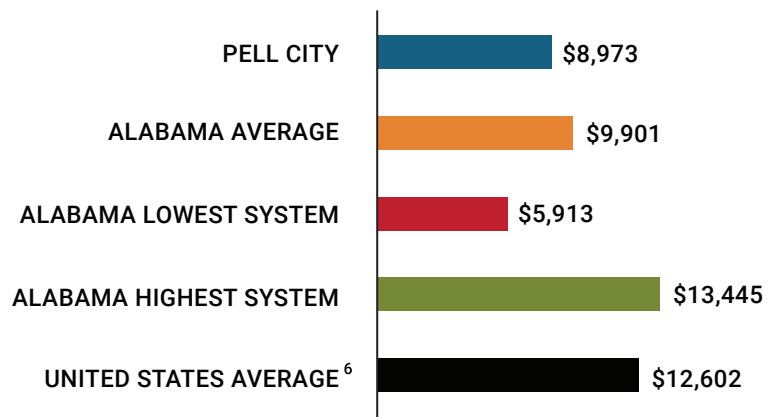


1.90

Number of Months
Reserve Balance

Compare Your School System

Total Per-Pupil Expenditures (PPE)



Pell City

Per Pupil Expenditures

Federal PPE Rank **105**

State PPE Rank **93**

Local PPE Rank **79**



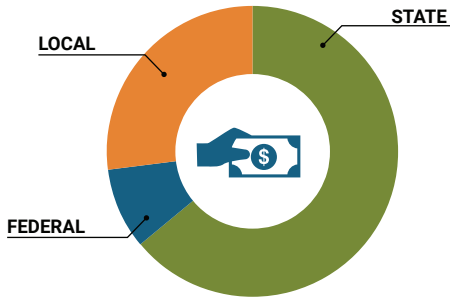
Per Pupil Expenditures among 137 systems

OVERALL SYSTEM RANK 117

* THIS REPORT INCLUDES FISCAL YEAR 2018 DATA

School System Revenue

How was your school system funded?¹



\$24,814,546	STATE	64%
\$3,404,668	FEDERAL	9%
\$10,625,481	LOCAL	27%
— \$2,484,590	Local 10-Mill Match	
\$8,140,891	AVAILABLE LOCAL REVENUE	

VALUE OF 1-MILL
For Your School System

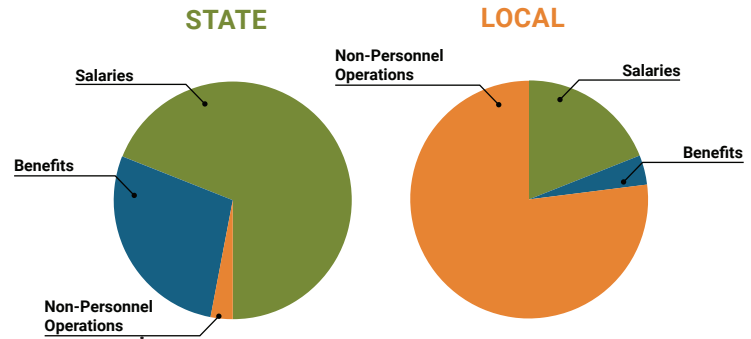
\$248,459

School System Spending

How did your school system spend state & local dollars?¹

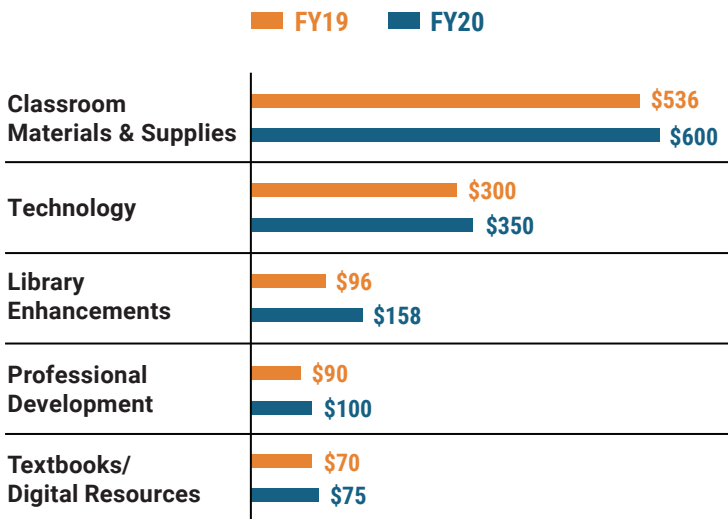
	STATE SPENDING ^{2,3}	LOCAL SPENDING ²
Salaries	\$17,054,596	\$1,195,695
Benefits	\$6,898,327	\$277,709
Non-Personnel Operations	\$807,371	\$4,801,658
TOTAL	\$24,670,294	\$6,275,062

¹ Revenues and expenditures may contain nominal variances
² Does not include debt service or capital outlay
³ Includes 10-mill match

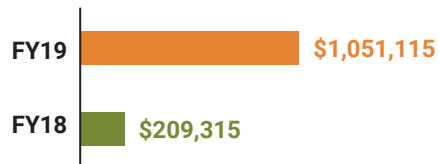


Only 3% of state funding goes to Non-Personnel Operations

Instructional Support



Educational Advancement & Technology Fund⁴



⁴ These one-time supplemental funds may be used for repairs and deferred maintenance, classroom instructional supplies, insurance for facilities, transportation, technology and school safety measures.

System Debt

TOTAL DEBT⁵ **\$23,639,186** **DEBT PER STUDENT** **\$6,045**

⁵ The debt totals in system audit reports may differ due to audit adjustments



ALABAMA
ASSOCIATION OF
SCHOOL BOARDS

Sally Smith, J.D.
Executive Director

Lissa Tucker, J.D.
Director of Government Relations

43 South Jackson Street
Montgomery, Alabama 36104

1-800-562-0601 | AlabamaSchoolBoards.org

@AlaSchoolBoards Facebook.com/AlabamaSchoolBoards