



TUSCALOOSA COUNTY






SCHOOL SYSTEM SNAPSHOT: 2020 EDITION*

P.O. Drawer 2568 | Tuscaloosa, AL 35403 | (205) 342-2734

Superintendent | Dr. Walter Davie

Board Members | Don R. Presley, Charles Orr, James Barnett, Joe Calvin, W.E. Copeland, Portia L. Jones, Clyde R. Smalley

By the Numbers

	Schools¹	34
	Students/ADM²	18,322
	Free & Reduced Lunch	48%
	Community Eligibility Program	33%
	Number of Route Buses³	202
	State-Funded Buses ⁴	99%
	Students Bused	9,532
	Full-Time Employees	2,248
	Teachers	1,126
	Principals/ Assistant Principals	63
	Counselors	42
	Librarians	36
	Other Certified Employees	56
	Support Personnel	925

¹ Schools with enrollment, including Alternative and Career Technical Education
² Average Daily Membership
³ Data collected in FY16 and used for FY18 funding
⁴ Percent of school system bus fleet renewal eligible for state funding
⁵ Calculation excludes Transportation Fleet Renewal and Public School Fund Capital Outlay
⁶ 2017-2018 NEA Rankings of the States



\$12,415,911

Cost of One Month's
Operation⁵

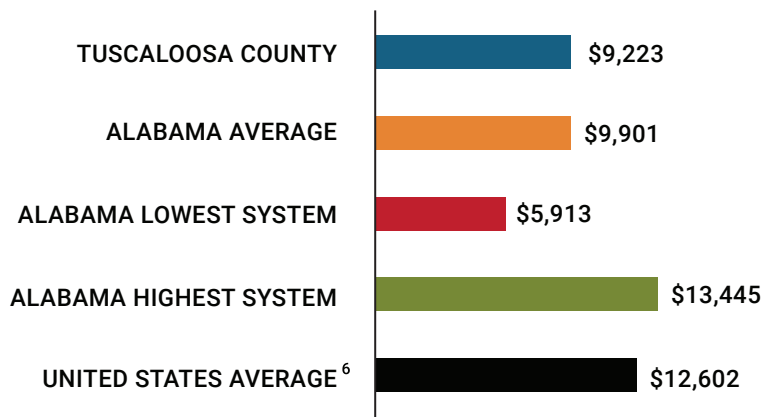


2.15

Number of Months
Reserve Balance

Compare Your School System

Total Per-Pupil Expenditures (PPE)



Tuscaloosa County

Per Pupil Expenditures

Federal PPE Rank **78**

State PPE Rank **116**

Local PPE Rank **57**



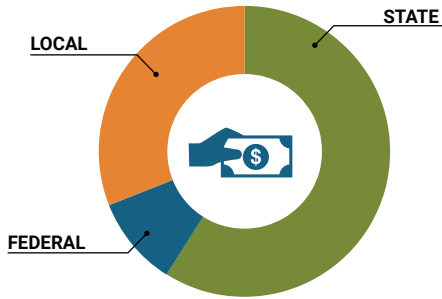
Per Pupil Expenditures among 137 systems

OVERALL SYSTEM RANK 104

* THIS REPORT INCLUDES FISCAL YEAR 2018 DATA

School System Revenue

How was your school system funded?¹



\$108,968,284
\$19,076,611
\$57,571,930
 — **\$13,001,420**
\$44,570,510

STATE 59%
FEDERAL 10%
LOCAL 31%
 Local 10-Mill Match
AVAILABLE LOCAL REVENUE

VALUE OF 1-MILL
For Your School System

\$1,300,142

School System Spending

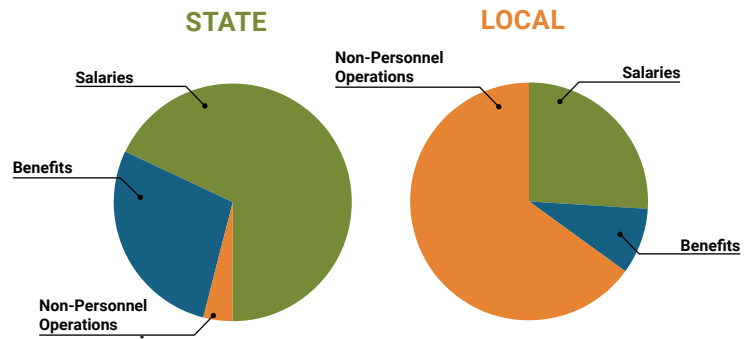
How did your school system spend state & local dollars?¹

	STATE SPENDING ^{2,3}	LOCAL SPENDING ²
Salaries	\$75,498,995	\$8,523,619
Benefits	\$31,346,525	\$2,865,515
Non-Personnel Operations	\$4,463,701	\$21,809,650
TOTAL	\$111,309,221	\$33,198,784

¹ Revenues and expenditures may contain nominal variances

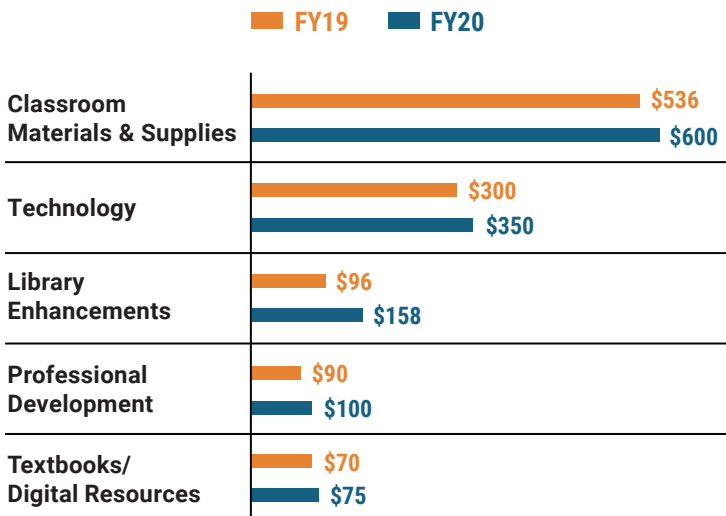
² Does not include debt service or capital outlay

³ Includes 10-mill match

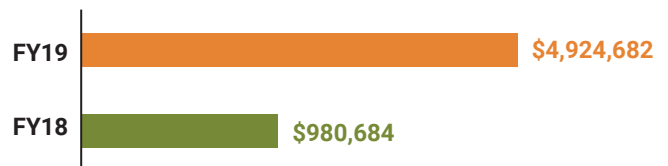


Only 4% of state funding goes to Non-Personnel Operations

Instructional Support



Educational Advancement & Technology Fund⁴



⁴ These one-time supplemental funds may be used for repairs and deferred maintenance, classroom instructional supplies, insurance for facilities, transportation, technology and school safety measures.

System Debt

TOTAL DEBT⁵ \$114,131,890 **DEBT PER STUDENT \$6,229**

⁵ The debt totals in system audit reports may differ due to audit adjustments



ALABAMA
ASSOCIATION OF
SCHOOL BOARDS

Sally Smith, J.D.
Executive Director

Lissa Tucker, J.D.
Director of Government Relations

43 South Jackson Street
Montgomery, Alabama 36104

1-800-562-0601 | AlabamaSchoolBoards.org

@AlaSchoolBoards Facebook.com/AlabamaSchoolBoards