



MORGAN COUNTY






SCHOOL SYSTEM SNAPSHOT: 2020 EDITION*

235 Hwy. 67 S. | Decatur, AL 35603 | (256) 309-2100

Superintendent Bill W. Hopkins

Board Members Tom Earwood, John Holley, Jimmy Dobbs, Adam Glenn, Paul Holmes, Billy Rhodes, Mike Tarpley

By the Numbers

	Schools¹	19
	Students/ADM²	7,415
	Free & Reduced Lunch	50%
	Community Eligibility Program	33%
	Number of Route Buses³	94
	State-Funded Buses ⁴	86%
	Students Bused	3,710
	Full-Time Employees	986
	Teachers	482
	Principals/ Assistant Principals	27
	Counselors	19
	Librarians	17
	Other Certified Employees	38
	Support Personnel	403

¹ Schools with enrollment, including Alternative and Career Technical Education
² Average Daily Membership
³ Data collected in FY16 and used for FY18 funding
⁴ Percent of school system bus fleet renewal eligible for state funding
⁵ Calculation excludes Transportation Fleet Renewal and Public School Fund Capital Outlay
⁶ 2017-2018 NEA Rankings of the States



\$5,493,432

Cost of One Month's Operation⁵

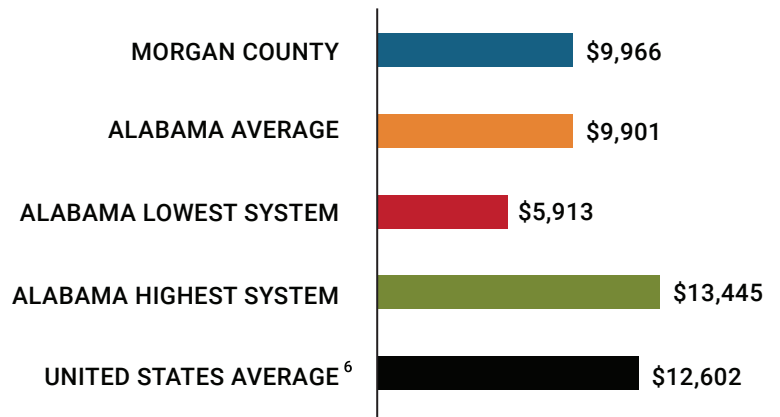


3.53

Number of Months Reserve Balance

Compare Your School System

Total Per-Pupil Expenditures (PPE)



Morgan County

Per Pupil Expenditures

Federal PPE Rank **84**

State PPE Rank **69**

Local PPE Rank **39**



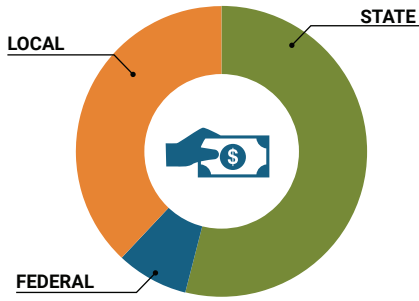
Per Pupil Expenditures among 137 systems

OVERALL SYSTEM RANK 55

* THIS REPORT INCLUDES FISCAL YEAR 2018 DATA

School System Revenue

How was your school system funded?¹



\$44,700,488
\$6,816,945
\$31,775,189
— \$8,053,260
\$23,721,929

STATE 54%
FEDERAL 8%
LOCAL 38%
Local 10-Mill Match
AVAILABLE LOCAL REVENUE

VALUE OF 1-MILL
For Your School System

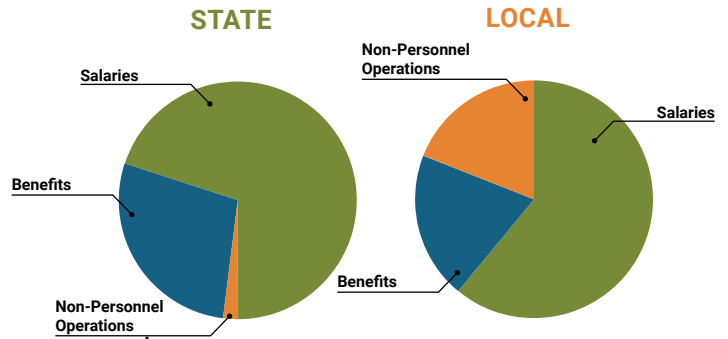
\$805,326

School System Spending

How did your school system spend state & local dollars?¹

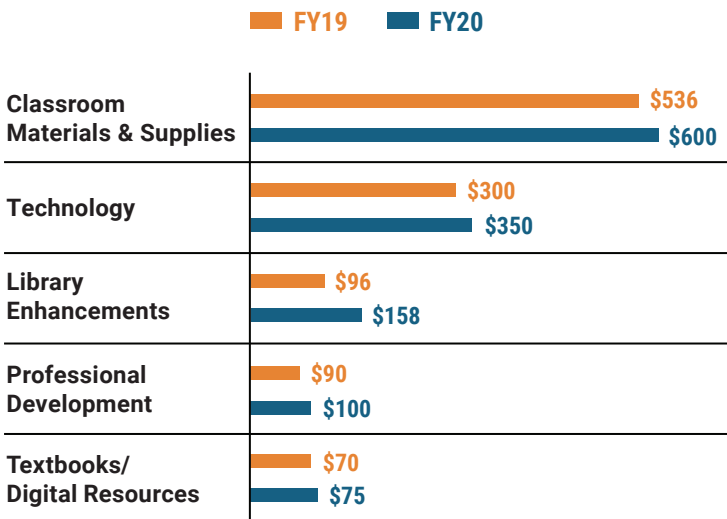
	STATE SPENDING ^{2,3}	LOCAL SPENDING ²
Salaries	\$33,876,834	\$4,394,610
Benefits	\$13,833,661	\$1,464,823
Non-Personnel Operations	\$898,431	\$1,372,818
TOTAL	\$48,608,927	\$7,232,250

¹ Revenues and expenditures may contain nominal variances
² Does not include debt service or capital outlay
³ Includes 10-mill match

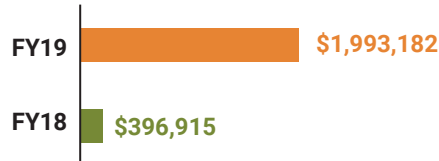


Only 2% of state funding goes to Non-Personnel Operations

Instructional Support



Educational Advancement & Technology Fund⁴



⁴ These one-time supplemental funds may be used for repairs and deferred maintenance, classroom instructional supplies, insurance for facilities, transportation, technology and school safety measures.

System Debt

TOTAL DEBT⁵
\$48,707,135

DEBT PER STUDENT
\$6,568

⁵ The debt totals in system audit reports may differ due to audit adjustments



ALABAMA
 ASSOCIATION OF
 SCHOOL BOARDS

Sally Smith, J.D.
 Executive Director

Lissa Tucker, J.D.
 Director of Government Relations

43 South Jackson Street
 Montgomery, Alabama 36104

1-800-562-0601 | AlabamaSchoolBoards.org

@AlaSchoolBoards Facebook.com/AlabamaSchoolBoards