



CALHOUN COUNTY






SCHOOL SYSTEM SNAPSHOT: 2020 EDITION*

P.O. Box 2084 | Anniston, AL 36202 | (256) 741-7401

Superintendent | Donald Turner

Board Members | Tobi Burt, Deborah S. Hess, Mike Almaroad, Lisa Amerson, Julie Hood, Michael Webb, Jeff Winn

By the Numbers

	Schools¹	19
	Students/ADM²	8,439
	Free & Reduced Lunch	57%
	Community Eligibility Program	41%
	Number of Route Buses³	114
	State-Funded Buses ⁴	64%
	Students Bused	4,527
	Full-Time Employees	1,173
	Teachers	519
	Principals/ Assistant Principals	34
	Counselors	23
	Librarians	17
	Other Certified Employees	39
	Support Personnel	541

¹ Schools with enrollment, including Alternative and Career Technical Education
² Average Daily Membership
³ Data collected in FY16 and used for FY18 funding
⁴ Percent of school system bus fleet renewal eligible for state funding
⁵ Calculation excludes Transportation Fleet Renewal and Public School Fund Capital Outlay
⁶ 2017-2018 NEA Rankings of the States



\$5,862,665

Cost of One Month's Operation⁵

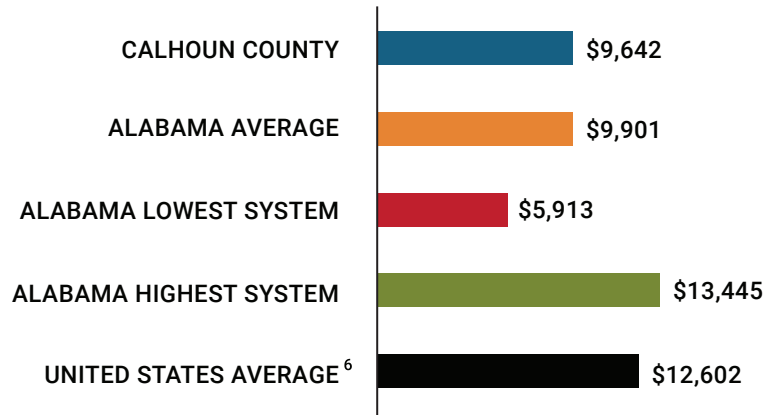


3.11

Number of Months Reserve Balance

Compare Your School System

Total Per-Pupil Expenditures (PPE)



Calhoun County

Per Pupil Expenditures

Federal PPE Rank **87**

State PPE Rank **52**

Local PPE Rank **68**



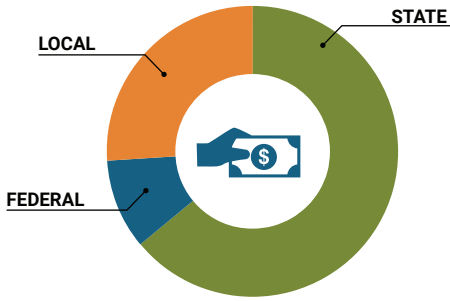
Per Pupil Expenditures among 137 systems

OVERALL SYSTEM RANK 73

* THIS REPORT INCLUDES FISCAL YEAR 2018 DATA

School System Revenue

How was your school system funded?¹



\$56,373,637	STATE	64%
\$8,870,503	FEDERAL	10%
\$22,852,698	LOCAL	26%
— \$3,838,250	Local 10-Mill Match	
\$19,014,448	AVAILABLE LOCAL REVENUE	

VALUE OF 1-MILL
For Your School System

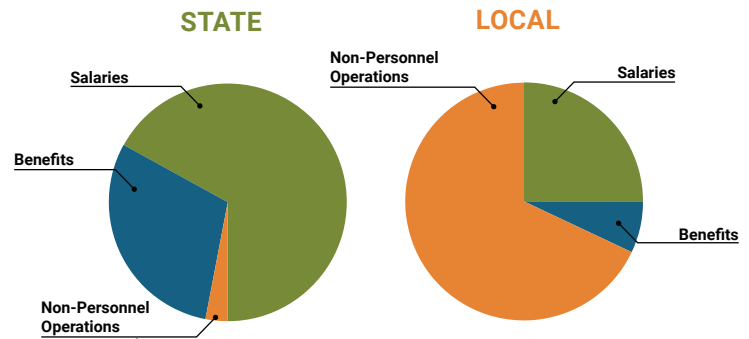
\$383,825

School System Spending

How did your school system spend state & local dollars?¹

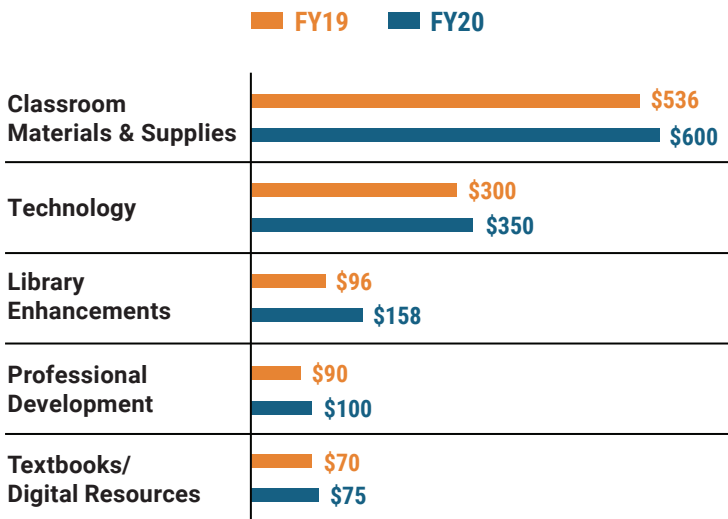
	STATE SPENDING ^{2,3}	LOCAL SPENDING ²
Salaries	\$38,186,072	\$3,549,423
Benefits	\$16,796,042	\$931,079
Non-Personnel Operations	\$1,867,216	\$9,802,262
TOTAL	\$56,849,330	\$14,282,765

¹ Revenues and expenditures may contain nominal variances
² Does not include debt service or capital outlay
³ Includes 10-mill match

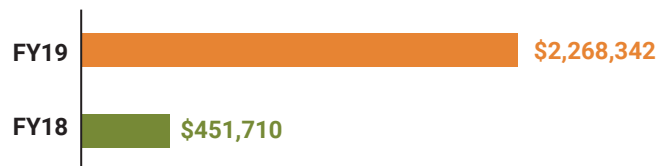


Only 3% of state funding goes to Non-Personnel Operations

Instructional Support



Educational Advancement & Technology Fund⁴



⁴ These one-time supplemental funds may be used for repairs and deferred maintenance, classroom instructional supplies, insurance for facilities, transportation, technology and school safety measures.

System Debt

TOTAL DEBT⁵ **\$51,148,000** **DEBT PER STUDENT** **\$6,061**

⁵ The debt totals in system audit reports may differ due to audit adjustments



ALABAMA
ASSOCIATION OF
SCHOOL BOARDS

Sally Smith, J.D.
Executive Director

Lissa Tucker, J.D.
Director of Government Relations

43 South Jackson Street
Montgomery, Alabama 36104

1-800-562-0601 | AlabamaSchoolBoards.org

@AlaSchoolBoards Facebook.com/AlabamaSchoolBoards