



ELMORE COUNTY






SCHOOL SYSTEM SNAPSHOT: 2019 EDITION*

P.O. Box 817 | Wetumpka, AL 36092 | (334) 567-1200

Superintendent Richard Dennis

Board Members Michael R. Morgan, Dale Bain, Leisa Finley, David Jones, Wendell Saxon, Joey Holley, Kitty Graham

By the Numbers

| | | |
|--|--|---------------|
|  | Schools¹ | 15 |
|  | Students/ADM² | 11,535 |
|  | Free & Reduced Lunch | 50.59% |
| | Community Eligibility Program | 37% |
|  | Number of Route Buses³ | 125 |
| | State Funded Buses | 83% |
| | Students Bused | 6,793 |
|  | Full-Time Employees | 1,276 |
| | Teachers | 645 |
| | Principals/ Assistant Principals | 34 |
| | Counselors | 24 |
| | Librarians | 16 |
| | Other Certified Employees | 36 |
| | Support Personnel | 521 |

¹ Schools with enrollment and Career Technical Education

² Average Daily Membership

³ Data collected in FY16 and used for FY17 funding

⁴ Calculation excludes Transportation Fleet Renewal and PSF Capital Outlay



\$6,560,416

Cost of One Month's
Operation⁴

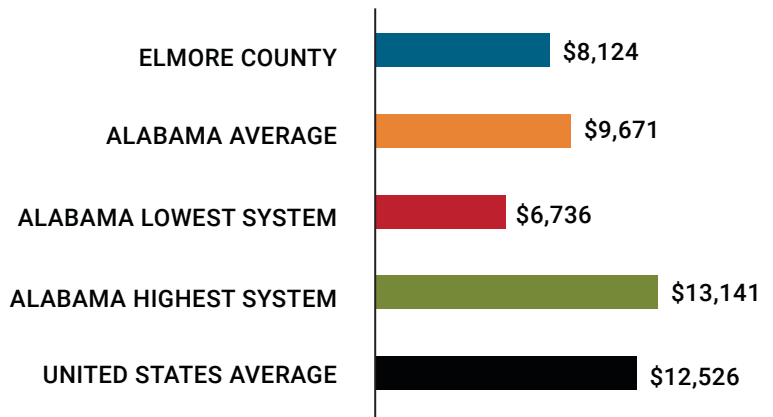


1.83

Number of Months
Reserve Balance

Compare Your School System

Total Per-Pupil Expenditures (PPE)



Elmore County Rank

Among 137 Alabama School Systems

Federal PPE Rank **105**

State PPE Rank **105**

Local PPE Rank **127**

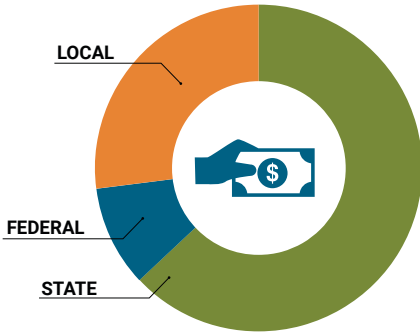


OVERALL SYSTEM RANK 134

* THIS REPORT INCLUDES FISCAL YEAR 2017 DATA.

School System Revenue

How was your school system funded?¹



| | | |
|---------------------|--------------------------------|-----|
| \$65,118,495 | STATE | 63% |
| \$11,020,258 | FEDERAL | 10% |
| \$27,777,183 | LOCAL | 27% |
| — \$9,164,910 | Local 10-Mill Match | |
| \$18,612,273 | AVAILABLE LOCAL REVENUE | |

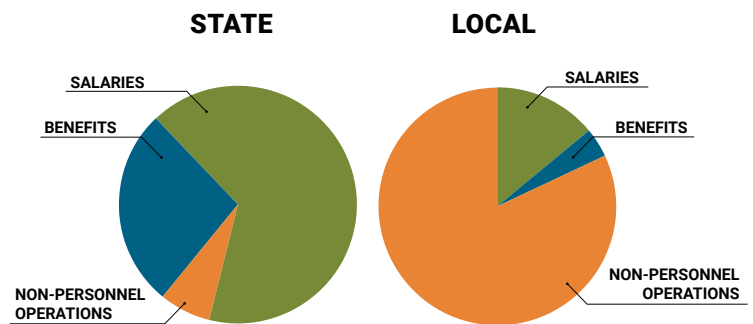
VALUE OF 1-MILL
For Your School System

\$916,491

School System Spending

How did your school system spend state & local dollars?¹

| | STATE SPENDING ^{2,3} | LOCAL SPENDING ² |
|---------------------------------------|-------------------------------|-----------------------------|
| SALARIES | \$46,948,629 | \$1,774,003 |
| BENEFITS | \$19,333,531 | \$505,705 |
| NON-PERSONNEL OPERATIONS ³ | \$4,632,926 | \$10,163,600 |
| TOTAL | \$70,915,085 | \$12,443,308 |



**ONLY 7% OF STATE FUNDING GOES TO
NON-PERSONNEL OPERATIONS**

¹ Revenues and expenditures may contain nominal variances

² Does not include debt service or capital outlay

³ Includes 10-mill match

State Instructional Support

FY08 FY19

| | | |
|--------------------------------|-------|-------|
| Classroom Materials & Supplies | \$525 | \$536 |
| Technology | \$350 | \$300 |
| Library Enhancements | \$200 | \$96 |
| Professional Development | \$90 | \$90 |
| Textbooks | \$75 | \$70 |
| Common Purchases | \$200 | \$0 |

SYSTEM DEBT

TOTAL DEBT*

\$59,445,164

DEBT PER STUDENT

\$5,153

* The debt totals in system audit reports may differ due to audit adjustments



ALABAMA
ASSOCIATION OF
SCHOOL BOARDS

Sally Smith, J.D.
Executive Director

Lissa Tucker, J.D.
Director of Government Relations

43 SOUTH JACKSON STREET
MONTGOMERY, ALABAMA 36104

1-800-562-0601 | ALABAMASCHOOLBOARDS.ORG

@alaschoolboards

facebook.com/alabamaschoolboards