



DEKALB COUNTY






SCHOOL SYSTEM SNAPSHOT: 2019 EDITION*

P.O. Box 1668 | Rainsville, AL 35986 | (256) 638-6921

Superintendent | Dr. Jason Barnett

Board Members | Randy Peppers, Mark Richards, Robert Elliott, Carol Hiatt, Monty A. Darwin

By the Numbers

	Schools¹	14
	Students/ADM²	8,821
	Free & Reduced Lunch	59.78%
	Community Eligibility Program	49%
	Number of Route Buses³	118
	State Funded Buses	81%
	Students Bused	5,164
	Full-Time Employees	1,085
	Teachers	601
	Principals/ Assistant Principals	31
	Counselors	21
	Librarians	14
	Other Certified Employees	19
	Support Personnel	399

¹ Schools with enrollment and Career Technical Education

² Average Daily Membership

³ Data collected in FY16 and used for FY17 funding

⁴ Calculation excludes Transportation Fleet Renewal and PSF Capital Outlay



\$5,423,082

Cost of One Month's
Operation⁴

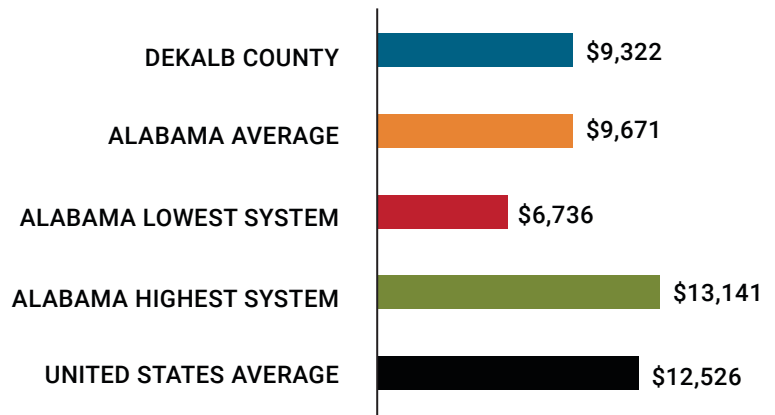


1.49

Number of Months
Reserve Balance

Compare Your School System

Total Per-Pupil Expenditures (PPE)



Dekalb County Rank

Among 137 Alabama School Systems

Federal PPE Rank **38**

State PPE Rank **70**

Local PPE Rank **91**

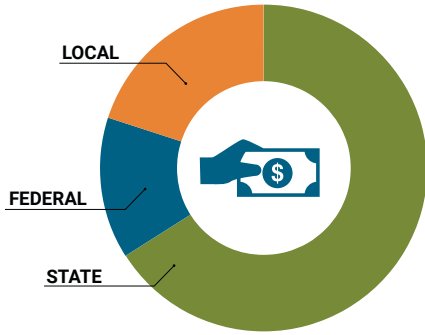


OVERALL SYSTEM RANK 84

* THIS REPORT INCLUDES FISCAL YEAR 2017 DATA.

School System Revenue

How was your school system funded?¹



\$58,017,899	STATE	66%
\$12,709,869	FEDERAL	14%
\$17,614,360	LOCAL	20%
— \$3,491,590	Local 10-Mill Match	
\$14,122,770	AVAILABLE LOCAL REVENUE	

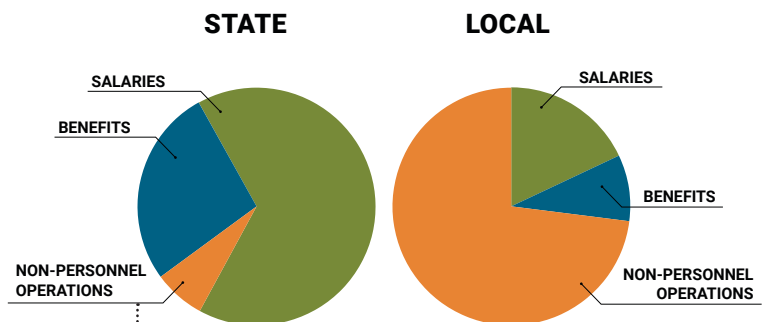
VALUE OF 1-MILL
For Your School System

\$349,159

School System Spending

How did your school system spend state & local dollars?¹

	STATE SPENDING ^{2,3}	LOCAL SPENDING ²
SALARIES	\$37,575,090	\$2,191,753
BENEFITS	\$15,180,593	\$1,058,071
NON-PERSONNEL OPERATIONS ³	\$4,514,019	\$8,668,747
TOTAL	\$57,269,701	\$11,918,571



**ONLY 8% OF STATE FUNDING GOES TO
NON-PERSONNEL OPERATIONS**

¹ Revenues and expenditures may contain nominal variances

² Does not include debt service or capital outlay

³ Includes 10-mill match

State Instructional Support

FY08 FY19

Classroom Materials & Supplies	\$525	\$536
Technology	\$350	\$300
Library Enhancements	\$200	\$96
Professional Development	\$90	\$90
Textbooks	\$75	\$70
Common Purchases	\$200	\$0

SYSTEM DEBT

TOTAL DEBT*

\$9,855,502

DEBT PER STUDENT

\$1,117

* The debt totals in system audit reports may differ due to audit adjustments



ALABAMA
ASSOCIATION OF
SCHOOL BOARDS

Sally Smith, J.D.
Executive Director

Lissa Tucker, J.D.
Director of Government Relations

43 SOUTH JACKSON STREET
MONTGOMERY, ALABAMA 36104

1-800-562-0601 | ALABAMASCHOOLBOARDS.ORG

@alaschoolboards

facebook.com/alabamaschoolboards