



WINFIELD CITY






SCHOOL SYSTEM SNAPSHOT: 2019 EDITION*

P.O. Box 70 | Winfield, AL 35594 | (205) 487-4255

Superintendent | Chris Cook

Board Members | James A. Garner, Tommy Bowen, Chris Carothers, Dana Peoples, Brenda Joe Taylor

By the Numbers

	Schools ¹	3
	Students/ADM ²	1,247
	Free & Reduced Lunch	45.53%
	Community Eligibility Program	34%
	Number of Route Buses ³	10
	State Funded Buses	80%
	Students Bused	489
	Full-Time Employees	154
	Teachers	86
	Principals/ Assistant Principals	3
	Counselors	3
	Librarians	3
	Other Certified Employees	2
	Support Personnel	57

¹ Schools with enrollment and Career Technical Education

² Average Daily Membership

³ Data collected in FY16 and used for FY17 funding

⁴ Calculation excludes Transportation Fleet Renewal and PSF Capital Outlay



\$830,455

Cost of One Month's
Operation⁴

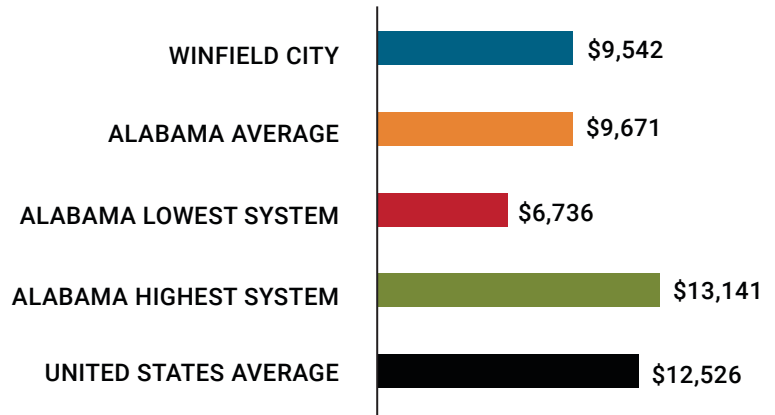


5.77

Number of Months
Reserve Balance

Compare Your School System

Total Per-Pupil Expenditures (PPE)



Winfield City Rank

Among 137 Alabama School Systems

Federal PPE Rank **102**

State PPE Rank **69**

Local PPE Rank **45**

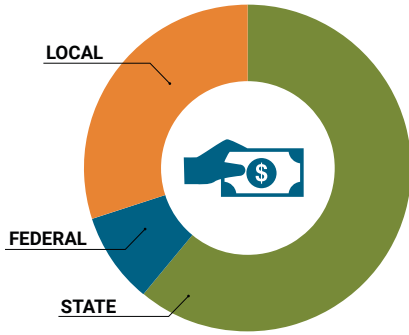


OVERALL SYSTEM RANK 63

* THIS REPORT INCLUDES FISCAL YEAR 2017 DATA.

School System Revenue

How was your school system funded?¹



\$8,097,391 STATE 61%
\$1,246,326 FEDERAL 9%
\$3,894,691 LOCAL 30%
 — **\$408,310** Local 10-Mill Match
\$3,486,381 AVAILABLE LOCAL REVENUE

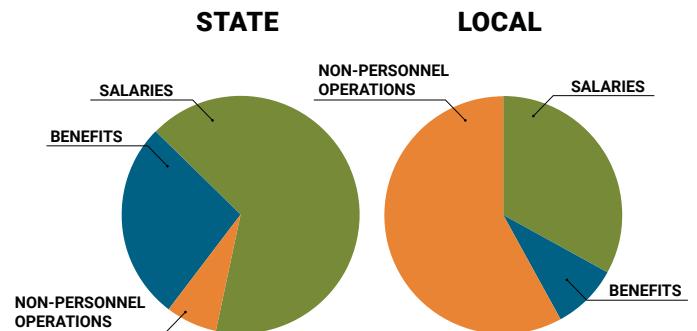
VALUE OF 1-MILL
For Your School System

\$40,831

School System Spending

How did your school system spend state & local dollars?¹

	STATE SPENDING ^{2,3}	LOCAL SPENDING ²
SALARIES	\$5,363,058	\$904,143
BENEFITS	\$2,152,334	\$253,724
NON-PERSONNEL OPERATIONS ³	\$538,023	\$1,603,189
TOTAL	\$8,053,415	\$2,761,056



ONLY 7% OF STATE FUNDING GOES TO NON-PERSONNEL OPERATIONS

¹ Revenues and expenditures may contain nominal variances

² Does not include debt service or capital outlay

³ Includes 10-mill match

State Instructional Support

FY08 FY19

Classroom Materials & Supplies	\$525	\$536
Technology	\$350	\$300
Library Enhancements	\$200	\$96
Professional Development	\$90	\$90
Textbooks	\$75	\$70
Common Purchases	\$200	\$0

SYSTEM DEBT

TOTAL DEBT*

\$4,653,115

DEBT PER STUDENT

\$3,731

* The debt totals in system audit reports may differ due to audit adjustments



ALABAMA
ASSOCIATION OF
SCHOOL BOARDS

Sally Smith, J.D.
Executive Director

Lissa Tucker, J.D.
Director of Government Relations

43 SOUTH JACKSON STREET
MONTGOMERY, ALABAMA 36104

1-800-562-0601 | ALABAMASCHOOLBOARDS.ORG

@alaschoolboards

facebook.com/alabamaschoolboards