



VESTAVIA HILLS CITY






SCHOOL SYSTEM SNAPSHOT: 2019 EDITION*

1204 Montgomery Hwy | Birmingham, AL 35216 | (205) 402-5116

Superintendent | Dr. Todd Freeman

Board Members | Jennifer Weaver, Jerry M. Dent, II, Steve Bendall, David Powell, Dr. Lisa R. Baker

By the Numbers

	Schools¹	8
	Students/ADM²	7,100
	Free & Reduced Lunch	9.75%
	Community Eligibility Program	6%
	Number of Route Buses³	5
	State Funded Buses	80%
	Students Bused	82
	Full-Time Employees	812
	Teachers	476
	Principals/ Assistant Principals	20
	Counselors	19
	Librarians	9
	Other Certified Employees	25
	Support Personnel	263

¹ Schools with enrollment and Career Technical Education

² Average Daily Membership

³ Data collected in FY16 and used for FY17 funding

⁴ Calculation excludes Transportation Fleet Renewal and PSF Capital Outlay



\$6,036,913

Cost of One Month's
Operation⁴

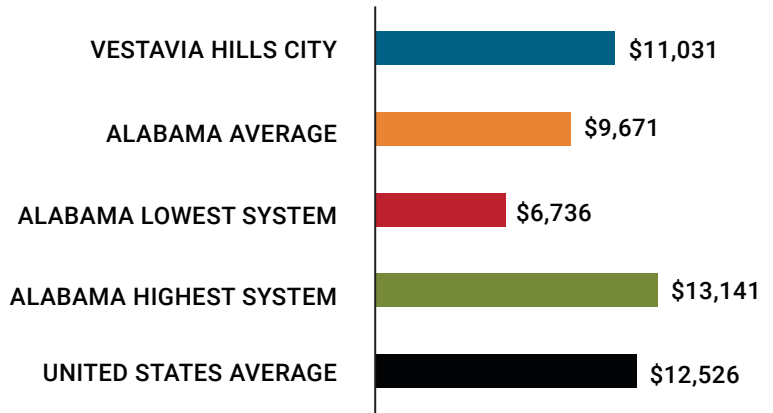


5.22

Number of Months
Reserve Balance

Compare Your School System

Total Per-Pupil Expenditures (PPE)



Vestavia Hills City Rank

Among 137 Alabama School Systems

Federal PPE Rank **135**

State PPE Rank **134**

Local PPE Rank **2**

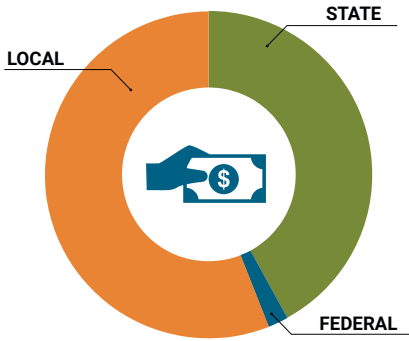


OVERALL SYSTEM RANK 16

* THIS REPORT INCLUDES FISCAL YEAR 2017 DATA.

School System Revenue

How was your school system funded?¹



\$35,848,572 STATE 42%

\$1,997,414 FEDERAL 2%

\$48,812,866 LOCAL 56%

— \$6,336,410

Local 10-Mill Match

\$42,476,456 AVAILABLE LOCAL REVENUE

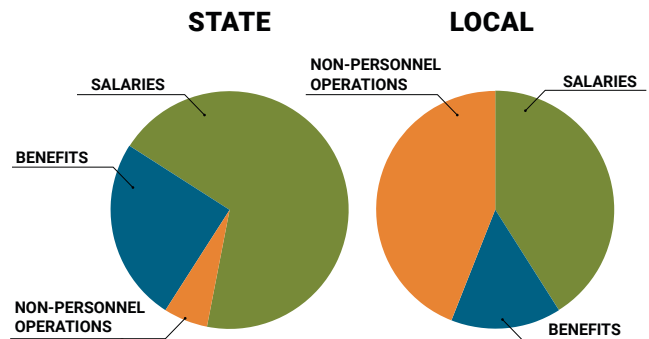
VALUE OF 1-MILL
For Your School System

\$633,641

School System Spending

How did your school system spend state & local dollars?¹

	STATE SPENDING ^{2,3}	LOCAL SPENDING ²
SALARIES	\$28,249,539	\$14,850,941
BENEFITS	\$10,320,113	\$5,335,856
NON-PERSONNEL OPERATIONS ³	\$2,094,498	\$15,763,558
TOTAL	\$40,664,150	\$35,950,356



**ONLY 5% OF STATE FUNDING GOES TO
NON-PERSONNEL OPERATIONS**

¹ Revenues and expenditures may contain nominal variances

² Does not include debt service or capital outlay

³ Includes 10-mill match

State Instructional Support

FY08 FY19

Classroom Materials & Supplies	\$525	\$536
Technology	\$350	\$300
Library Enhancements	\$200	\$96
Professional Development	\$90	\$90
Textbooks	\$75	\$70
Common Purchases	\$200	\$0

SYSTEM DEBT

TOTAL DEBT*

\$76,452,969

DEBT PER STUDENT

\$10,767

* The debt totals in system audit reports may differ due to audit adjustments



ALABAMA
ASSOCIATION OF
SCHOOL BOARDS

Sally Smith, J.D.
Executive Director

Lissa Tucker, J.D.
Director of Government Relations

43 SOUTH JACKSON STREET
MONTGOMERY, ALABAMA 36104

1-800-562-0601 | ALABAMASCHOOLBOARDS.ORG

@alaschoolboards

facebook.com/alabamaschoolboards