



TUSCUMBIA CITY






SCHOOL SYSTEM SNAPSHOT: 2019 EDITION*

303 N. Commons Street E. | Tuscumbia, AL 35674 | (256) 389-2900

Superintendent Darryl Aikerson

Board Members Hilard E. Whitlock, III, Frederick Williams, Elizabeth Gardiner, Dr. Troy Youngblood, Stephen W. Finch

By the Numbers

	Schools¹	5
	Students/ADM²	1,503
	Free & Reduced Lunch	53.55%
	Community Eligibility Program	37%
	Number of Route Buses³	1
	State Funded Buses	100%
	Students Bused	61
	Full-Time Employees	172
	Teachers	98
	Principals/ Assistant Principals	7
	Counselors	3
	Librarians	4
	Other Certified Employees	5
	Support Personnel	55

¹ Schools with enrollment and Career Technical Education

² Average Daily Membership

³ Data collected in FY16 and used for FY17 funding

⁴ Calculation excludes Transportation Fleet Renewal and PSF Capital Outlay



\$939,758

Cost of One Month's
Operation⁴

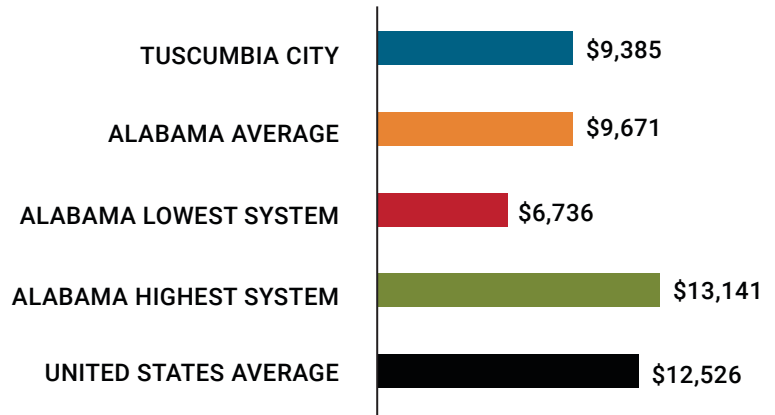


3.35

Number of Months
Reserve Balance

Compare Your School System

Total Per-Pupil Expenditures (PPE)



Tuscumbia City Rank

Among 137 Alabama School Systems

Federal PPE Rank **88**

State PPE Rank **96**

Local PPE Rank **44**

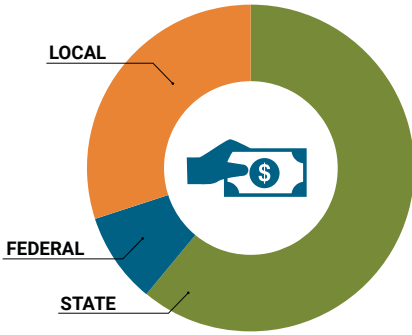


OVERALL SYSTEM RANK 77

* THIS REPORT INCLUDES FISCAL YEAR 2017 DATA.

School System Revenue

How was your school system funded?¹



\$8,973,601 STATE 61%

\$1,347,645 FEDERAL 9%

\$4,310,493 LOCAL 30%

— \$577,800

Local 10-Mill Match

\$3,732,693 AVAILABLE LOCAL REVENUE

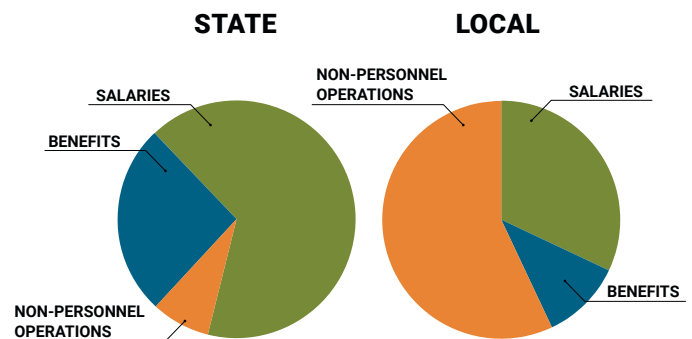
VALUE OF 1-MILL
For Your School System

\$57,780

School System Spending

How did your school system spend state & local dollars?¹

	STATE SPENDING ^{2,3}	LOCAL SPENDING ²
SALARIES	\$6,102,665	\$999,130
BENEFITS	\$2,343,626	\$330,089
NON-PERSONNEL OPERATIONS ³	\$695,310	\$1,803,182
TOTAL	\$9,141,601	\$3,132,401



ONLY 8% OF STATE FUNDING GOES TO
NON-PERSONNEL OPERATIONS

¹ Revenues and expenditures may contain nominal variances

² Does not include debt service or capital outlay

³ Includes 10-mill match

State Instructional Support

FY08 FY19

Classroom Materials & Supplies	\$525	\$536
Technology	\$350	\$300
Library Enhancements	\$200	\$96
Professional Development	\$90	\$90
Textbooks	\$75	\$70
Common Purchases	\$200	\$0

SYSTEM DEBT

TOTAL DEBT*

\$6,111,712

DEBT PER STUDENT

\$4,065

* The debt totals in system audit reports may differ due to audit adjustments



ALABAMA
ASSOCIATION OF
SCHOOL BOARDS

Sally Smith, J.D.
Executive Director

Lissa Tucker, J.D.
Director of Government Relations

43 SOUTH JACKSON STREET
MONTGOMERY, ALABAMA 36104

1-800-562-0601 | ALABAMASCHOOLBOARDS.ORG

@alaschoolboards

facebook.com/alabamaschoolboards