



TRUSSVILLE CITY






SCHOOL SYSTEM SNAPSHOT: 2019 EDITION*

113 N. Chalkville Road | Trussville, AL 35173 | (205) 228-3017

Superintendent | Dr. Patricia Neill

Board Members | Mark Sims, Kathy Brown, Dr. Stephen M. Ward, Stan Garrett, Bill Roberts

By the Numbers

	Schools¹	5
	Students/ADM²	4,531
	Free & Reduced Lunch	5.02%
	Community Eligibility Program	7%
	Number of Route Buses³	56
	State Funded Buses	64%
	Students Bused	2,179
	Full-Time Employees	529
	Teachers	275
	Principals/ Assistant Principals	14
	Counselors	9
	Librarians	5
	Other Certified Employees	15
	Support Personnel	211

¹ Schools with enrollment and Career Technical Education

² Average Daily Membership

³ Data collected in FY16 and used for FY17 funding

⁴ Calculation excludes Transportation Fleet Renewal and PSF Capital Outlay



\$3,285,744

Cost of One Month's
Operation⁴

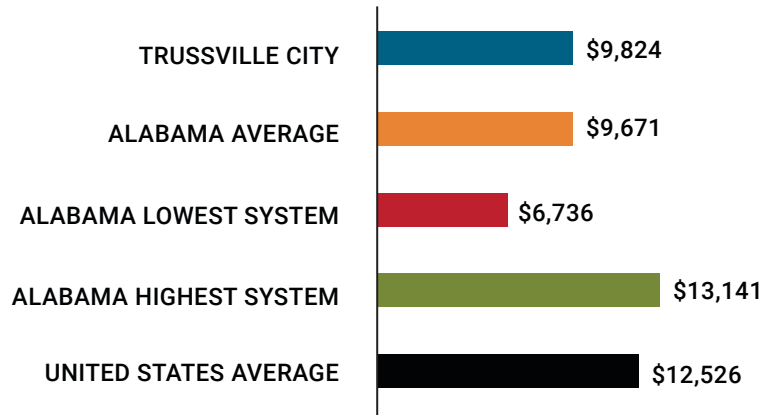


2.46

Number of Months
Reserve Balance

Compare Your School System

Total Per-Pupil Expenditures (PPE)



Trussville City Rank

Among 137 Alabama School Systems

Federal PPE Rank **132**

State PPE Rank **111**

Local PPE Rank **11**

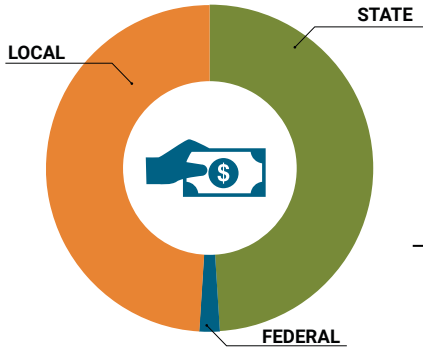


OVERALL SYSTEM RANK 50

* THIS REPORT INCLUDES FISCAL YEAR 2017 DATA.

School System Revenue

How was your school system funded?¹



\$25,176,558	STATE	49%
\$1,192,067	FEDERAL	2%
\$25,187,866	LOCAL	49%
— \$3,593,980	Local 10-Mill Match	
\$21,593,886	AVAILABLE LOCAL REVENUE	

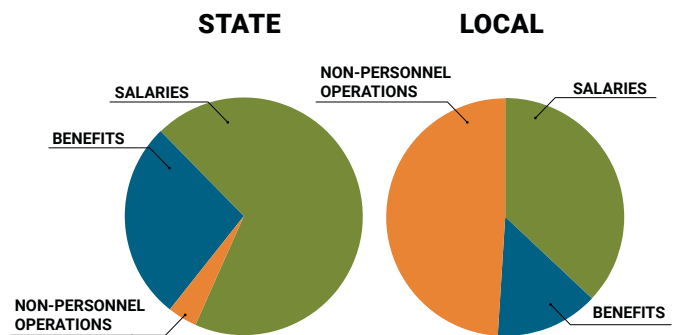
VALUE OF 1-MILL
For Your School System

\$359,398

School System Spending

How did your school system spend state & local dollars?¹

	STATE SPENDING ^{2,3}	LOCAL SPENDING ²
SALARIES	\$19,091,851	\$5,430,970
BENEFITS	\$7,563,422	\$1,699,028
NON-PERSONNEL OPERATIONS ³	\$946,519	\$7,294,895
TOTAL	\$27,601,792	\$14,424,892



**ONLY 3% OF STATE FUNDING GOES TO
NON-PERSONNEL OPERATIONS**

¹ Revenues and expenditures may contain nominal variances

² Does not include debt service or capital outlay

³ Includes 10-mill match

State Instructional Support

FY08 FY19

Classroom Materials & Supplies	\$525	\$536
Technology	\$350	\$300
Library Enhancements	\$200	\$96
Professional Development	\$90	\$90
Textbooks	\$75	\$70
Common Purchases	\$200	\$0

SYSTEM DEBT

TOTAL DEBT*

\$27,388,446

DEBT PER STUDENT

\$6,045

* The debt totals in system audit reports may differ due to audit adjustments



ALABAMA
ASSOCIATION OF
SCHOOL BOARDS

Sally Smith, J.D.
Executive Director

Lissa Tucker, J.D.
Director of Government Relations

43 SOUTH JACKSON STREET
MONTGOMERY, ALABAMA 36104

1-800-562-0601 | ALABAMASCHOOLBOARDS.ORG

@alchoolboards

facebook.com/alabamaschoolboards