



TARRANT CITY






SCHOOL SYSTEM SNAPSHOT: 2019 EDITION*

1318 Alabama Street | Tarrant, AL 35217 | (205) 849-3703

Superintendent | Dr. Shelly Mize

Board Members | Allen Bailey, Jesus G. Mendez, Debbie Hall, Bruce E. Grant, Sheaka Collins

By the Numbers

	Schools¹	3
	Students/ADM²	1,129
	Free & Reduced Lunch	63.24%
	Community Eligibility Program	69%
	Number of Route Buses³	8
	State Funded Buses	100%
	Students Bused	412
	Full-Time Employees	143
	Teachers	69
	Principals/ Assistant Principals	6
	Counselors	2
	Librarians	3
	Other Certified Employees	9
	Support Personnel	54

¹ Schools with enrollment and Career Technical Education

² Average Daily Membership

³ Data collected in FY16 and used for FY17 funding

⁴ Calculation excludes Transportation Fleet Renewal and PSF Capital Outlay



\$870,044

Cost of One Month's
Operation⁴

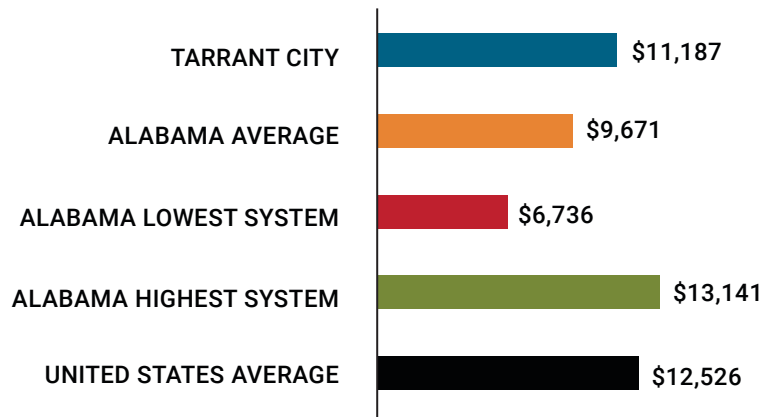


1.27

Number of Months
Reserve Balance

Compare Your School System

Total Per-Pupil Expenditures (PPE)



Tarrant City Rank

Among 137 Alabama School Systems

Federal PPE Rank **11**

State PPE Rank **52**

Local PPE Rank **28**

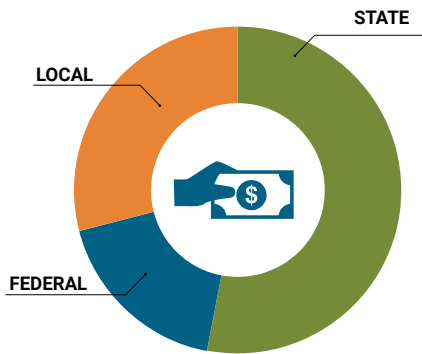


OVERALL SYSTEM RANK 12

* THIS REPORT INCLUDES FISCAL YEAR 2017 DATA.

School System Revenue

How was your school system funded?¹



\$7,357,868 STATE 53%

\$2,412,740 FEDERAL 18%

\$3,968,850 LOCAL 29%

— \$664,130 Local 10-Mill Match

\$3,304,720 AVAILABLE LOCAL REVENUE

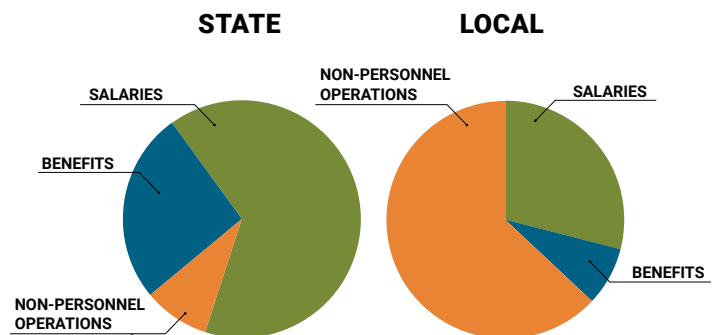
VALUE OF 1-MILL
For Your School System

\$66,413

School System Spending

How did your school system spend state & local dollars?¹

	STATE SPENDING ^{2,3}	LOCAL SPENDING ²
SALARIES	\$4,976,265	\$794,239
BENEFITS	\$1,995,240	\$237,257
NON-PERSONNEL OPERATIONS ³	\$653,867	\$1,782,479
TOTAL	\$7,625,372	\$2,813,975



**ONLY 9% OF STATE FUNDING GOES TO
NON-PERSONNEL OPERATIONS**

¹ Revenues and expenditures may contain nominal variances

² Does not include debt service or capital outlay

³ Includes 10-mill match

State Instructional Support

FY08 FY19

Classroom Materials & Supplies	\$525	\$536
Technology	\$350	\$300
Library Enhancements	\$200	\$96
Professional Development	\$90	\$90
Textbooks	\$75	\$70
Common Purchases	\$200	\$0

SYSTEM DEBT

TOTAL DEBT*

\$1,013,355

DEBT PER STUDENT

\$898

* The debt totals in system audit reports may differ due to audit adjustments



ALABAMA
ASSOCIATION OF
SCHOOL BOARDS

Sally Smith, J.D.
Executive Director

Lissa Tucker, J.D.
Director of Government Relations

43 SOUTH JACKSON STREET
MONTGOMERY, ALABAMA 36104

1-800-562-0601 | ALABAMASCHOOLBOARDS.ORG

@alaschoolboards

facebook.com/alabamaschoolboards