



TALLASSEE CITY






SCHOOL SYSTEM SNAPSHOT: 2019 EDITION*

308 King Street | Tallassee, AL 36078 | (334) 283-6864

Superintendent | Wade Shipman

Board Members | Ruthanne McCaig, Don Bryant, Sandra Patterson, Rex Ledbetter, Sonja Moore, Lacey Brewer, Kami Scarborough

By the Numbers

| | | |
|--|--|---------------|
|  | Schools¹ | 3 |
|  | Students/ADM² | 1,813 |
|  | Free & Reduced Lunch | 57.48% |
| | Community Eligibility Program | 41% |
|  | Number of Route Buses³ | 5 |
| | State Funded Buses | 60% |
| | Students Bused | 267 |
|  | Full-Time Employees | 205 |
| | Teachers | 117 |
| | Principals/ Assistant Principals | 6 |
| | Counselors | 4 |
| | Librarians | 3 |
| | Other Certified Employees | 6 |
| | Support Personnel | 69 |

¹ Schools with enrollment and Career Technical Education

² Average Daily Membership

³ Data collected in FY16 and used for FY17 funding

⁴ Calculation excludes Transportation Fleet Renewal and PSF Capital Outlay



\$1,298,527

Cost of One Month's
Operation⁴

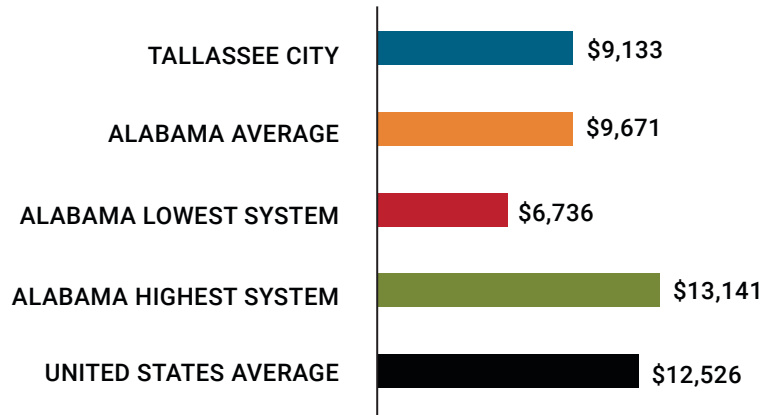


3.65

Number of Months
Reserve Balance

Compare Your School System

Total Per-Pupil Expenditures (PPE)



Tallassee City Rank

Among 137 Alabama School Systems

Federal PPE Rank **120**

State PPE Rank **102**

Local PPE Rank **41**

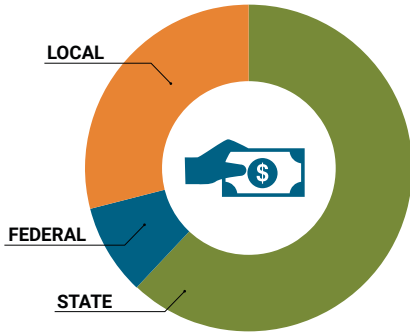


OVERALL SYSTEM RANK 98

* THIS REPORT INCLUDES FISCAL YEAR 2017 DATA.

School System Revenue

How was your school system funded?¹



\$11,034,068 STATE 62%

\$1,564,399 FEDERAL 9%

\$5,104,351 LOCAL 29%

— \$599,180

Local 10-Mill Match

\$4,505,171 AVAILABLE LOCAL REVENUE

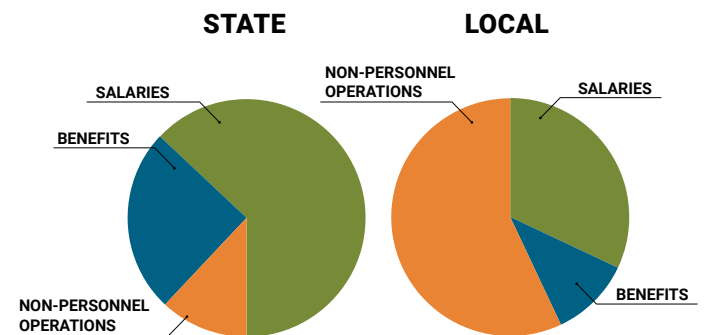
VALUE OF 1-MILL
For Your School System

\$59,918

School System Spending

How did your school system spend state & local dollars?¹

| | STATE SPENDING ^{2,3} | LOCAL SPENDING ² |
|---------------------------------------|-------------------------------|-----------------------------|
| SALARIES | \$7,122,996 | \$1,248,506 |
| BENEFITS | \$2,844,729 | \$413,461 |
| NON-PERSONNEL OPERATIONS ³ | \$1,259,129 | \$2,186,286 |
| TOTAL | \$11,226,855 | \$3,848,253 |



ONLY 11% OF STATE FUNDING GOES TO
NON-PERSONNEL OPERATIONS

¹ Revenues and expenditures may contain nominal variances

² Does not include debt service or capital outlay

³ Includes 10-mill match

State Instructional Support

FY08 FY19

| | | |
|--------------------------------|-------|-------|
| Classroom Materials & Supplies | \$525 | \$536 |
| Technology | \$350 | \$300 |
| Library Enhancements | \$200 | \$96 |
| Professional Development | \$90 | \$90 |
| Textbooks | \$75 | \$70 |
| Common Purchases | \$200 | \$0 |

SYSTEM DEBT

TOTAL DEBT*

\$1,423,526

DEBT PER STUDENT

\$785

* The debt totals in system audit reports may differ due to audit adjustments



ALABAMA
ASSOCIATION OF
SCHOOL BOARDS

Sally Smith, J.D.
Executive Director

Lissa Tucker, J.D.
Director of Government Relations

43 SOUTH JACKSON STREET
MONTGOMERY, ALABAMA 36104

1-800-562-0601 | ALABAMASCHOOLBOARDS.ORG

@alaschoolboards

facebook.com/alabamaschoolboards