



SYLACAUGA CITY






SCHOOL SYSTEM SNAPSHOT: 2019 EDITION*

43 N. Broadway Avenue | Sylacauga, AL 35150 | (256) 245-5256

Superintendent | Dr. Jon Segars

Board Members | Amy Price, Dr. Steven Marlowe, Melissa Garris, Dr. Rekha Chadawada, Janean Crawford

By the Numbers

	Schools¹	4
	Students/ADM²	2,237
	Free & Reduced Lunch	56.07%
	Community Eligibility Program	41%
	Number of Route Buses³	15
	State Funded Buses	93%
	Students Bused	1,004
	Full-Time Employees	273
	Teachers	144
	Principals/ Assistant Principals	9
	Counselors	4
	Librarians	4
	Other Certified Employees	8
	Support Personnel	104

¹ Schools with enrollment and Career Technical Education

² Average Daily Membership

³ Data collected in FY16 and used for FY17 funding

⁴ Calculation excludes Transportation Fleet Renewal and PSF Capital Outlay



\$1,507,183

Cost of One Month's
Operation⁴

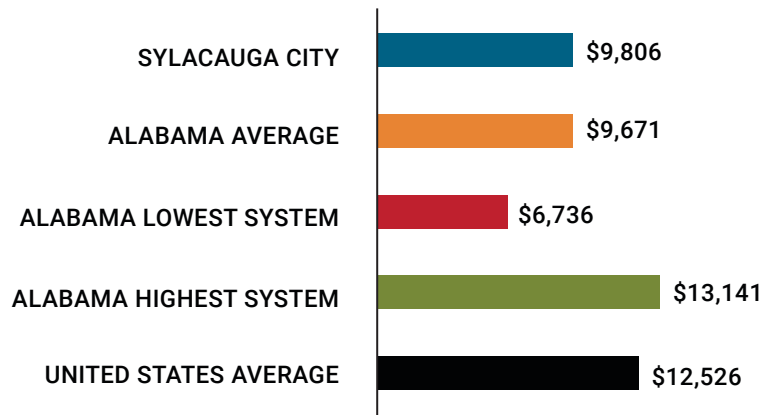


1.28

Number of Months
Reserve Balance

Compare Your School System

Total Per-Pupil Expenditures (PPE)



Sylacauga City Rank

Among 137 Alabama School Systems

Federal PPE Rank **57**

State PPE Rank **110**

Local PPE Rank **31**

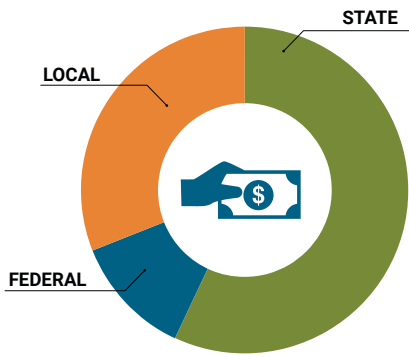


OVERALL SYSTEM RANK 52

* THIS REPORT INCLUDES FISCAL YEAR 2017 DATA.

School System Revenue

How was your school system funded?¹



\$13,410,805	STATE	57%
\$2,738,602	FEDERAL	12%
\$7,388,349	LOCAL	31%
\$1,080,070	Local 10-Mill Match	
\$6,308,279	AVAILABLE LOCAL REVENUE	

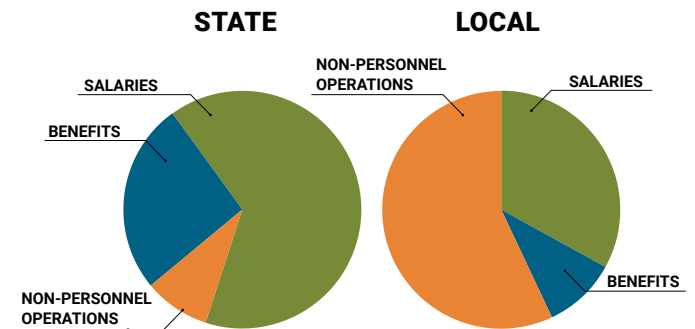
VALUE OF 1-MILL
For Your School System

\$108,007

School System Spending

How did your school system spend state & local dollars?¹

	STATE SPENDING ^{2,3}	LOCAL SPENDING ²
SALARIES	\$9,039,047	\$1,775,257
BENEFITS	\$3,671,315	\$548,841
NON-PERSONNEL OPERATIONS ³	\$1,190,605	\$3,086,912
TOTAL	\$13,900,968	\$5,411,011



**ONLY 9% OF STATE FUNDING GOES TO
NON-PERSONNEL OPERATIONS**

¹ Revenues and expenditures may contain nominal variances

² Does not include debt service or capital outlay

³ Includes 10-mill match

State Instructional Support

FY08 FY19

Classroom Materials & Supplies	\$525	\$536
Technology	\$350	\$300
Library Enhancements	\$200	\$96
Professional Development	\$90	\$90
Textbooks	\$75	\$70
Common Purchases	\$200	\$0

SYSTEM DEBT

TOTAL DEBT*
\$5,537,591

DEBT PER STUDENT
\$2,476

* The debt totals in system audit reports may differ due to audit adjustments



ALABAMA
ASSOCIATION OF
SCHOOL BOARDS

Sally Smith, J.D.
Executive Director

Lissa Tucker, J.D.
Director of Government Relations

43 SOUTH JACKSON STREET
MONTGOMERY, ALABAMA 36104

1-800-562-0601 | ALABAMASCHOOLBOARDS.ORG

@alaschoolboards

facebook.com/alabamaschoolboards