



SHEFFIELD CITY






SCHOOL SYSTEM SNAPSHOT: 2019 EDITION*

300 W. Sixth Street | Sheffield, AL 35660 | (256) 383-0400

Superintendent | Dr. Keith Davis

Board Members | David Myrick, Phyllis G. Meade, Marshal F. Mason, Christy Casiday, Dr. Polly T. Ruggles

By the Numbers

	Schools¹	4
	Students/ADM²	1,029
	Free & Reduced Lunch	53.49%
	Community Eligibility Program	61%
	Number of Route Buses³	1
	State Funded Buses	100%
	Students Bused	66
	Full-Time Employees	143
	Teachers	78
	Principals/ Assistant Principals	5
	Counselors	4
	Librarians	3
	Other Certified Employees	4
	Support Personnel	49

¹ Schools with enrollment and Career Technical Education

² Average Daily Membership

³ Data collected in FY16 and used for FY17 funding

⁴ Calculation excludes Transportation Fleet Renewal and PSF Capital Outlay



\$808,391

Cost of One Month's
Operation⁴

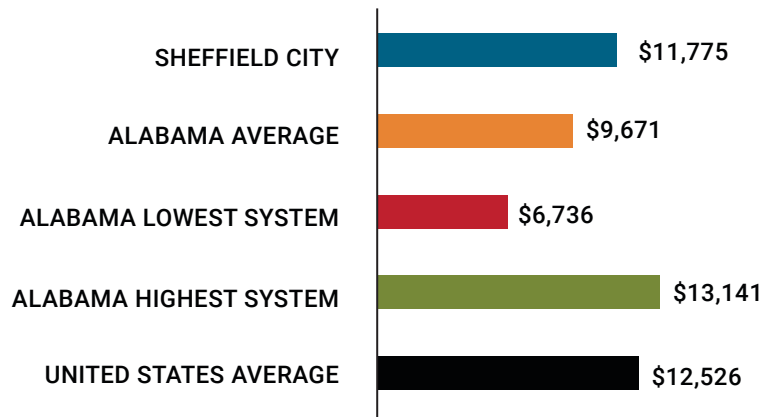


2.92

Number of Months
Reserve Balance

Compare Your School System

Total Per-Pupil Expenditures (PPE)



Sheffield City Rank

Among 137 Alabama School Systems

Federal PPE Rank **13**

State PPE Rank **59**

Local PPE Rank **7**

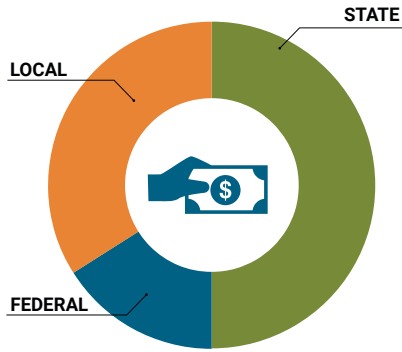


OVERALL SYSTEM RANK 4

* THIS REPORT INCLUDES FISCAL YEAR 2017 DATA.

School System Revenue

How was your school system funded?¹



\$6,625,431	STATE	50%
\$2,057,944	FEDERAL	16%
\$4,485,953	LOCAL	34%
— \$496,530	Local 10-Mill Match	
\$3,989,423	AVAILABLE LOCAL REVENUE	

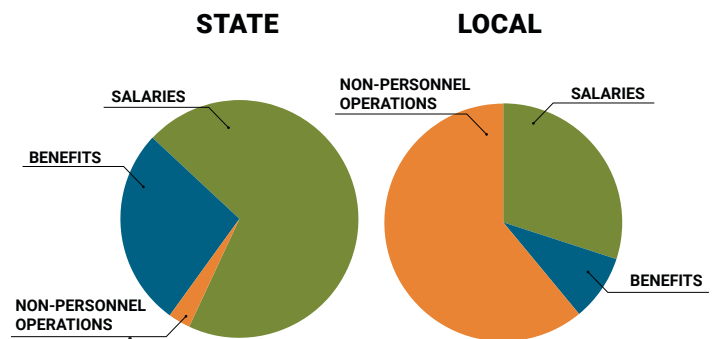
VALUE OF 1-MILL
For Your School System

\$49,653

School System Spending

How did your school system spend state & local dollars?¹

	STATE SPENDING ^{2,3}	LOCAL SPENDING ²
SALARIES	\$4,794,955	\$967,762
BENEFITS	\$1,881,049	\$306,278
NON-PERSONNEL OPERATIONS ³	\$174,209	\$2,013,616
TOTAL	\$6,850,213	\$3,287,655



**ONLY 3% OF STATE FUNDING GOES TO
NON-PERSONNEL OPERATIONS**

¹ Revenues and expenditures may contain nominal variances

² Does not include debt service or capital outlay

³ Includes 10-mill match

State Instructional Support

FY08 FY19

Category	FY08	FY19
Classroom Materials & Supplies	\$525	\$536
Technology	\$350	\$300
Library Enhancements	\$200	\$96
Professional Development	\$90	\$90
Textbooks	\$75	\$70
Common Purchases	\$200	\$0

SYSTEM DEBT

TOTAL DEBT*

\$3,511,503

DEBT PER STUDENT

\$3,413

* The debt totals in system audit reports may differ due to audit adjustments



ALABAMA
ASSOCIATION OF
SCHOOL BOARDS

Sally Smith, J.D.
Executive Director

Lissa Tucker, J.D.
Director of Government Relations

43 SOUTH JACKSON STREET
MONTGOMERY, ALABAMA 36104

1-800-562-0601 | ALABAMASCHOOLBOARDS.ORG

@alaschoolboards

facebook.com/alabamaschoolboards