



SATSUMA CITY






SCHOOL SYSTEM SNAPSHOT: 2019 EDITION*

P.O. Box 939 | Satsuma, AL 36572 | (251) 380-8200

Superintendent | Dr. Bart Reeves

Board Members | Linda Robbins, Jimmy Upton, James Woosley, Elizabeth Nations, Stephanie S. Gatlin

By the Numbers

	Schools ¹	2
	Students/ADM ²	1,414
	Free & Reduced Lunch	45.73%
	Community Eligibility Program	22%
	Number of Route Buses ³	9
	State Funded Buses	33%
	Students Bused	384
	Full-Time Employees	133
	Teachers	77
	Principals/ Assistant Principals	4
	Counselors	3
	Librarians	2
	Other Certified Employees	3
	Support Personnel	44

¹ Schools with enrollment and Career Technical Education

² Average Daily Membership

³ Data collected in FY16 and used for FY17 funding

⁴ Calculation excludes Transportation Fleet Renewal and PSF Capital Outlay



\$850,789

Cost of One Month's
Operation⁴

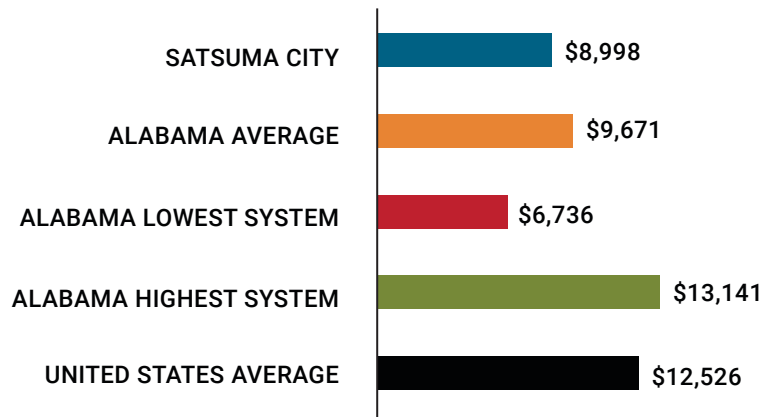


1.40

Number of Months
Reserve Balance

Compare Your School System

Total Per-Pupil Expenditures (PPE)



Satsuma City Rank

Among 137 Alabama School Systems

Federal PPE Rank **118**

State PPE Rank **132**

Local PPE Rank **35**

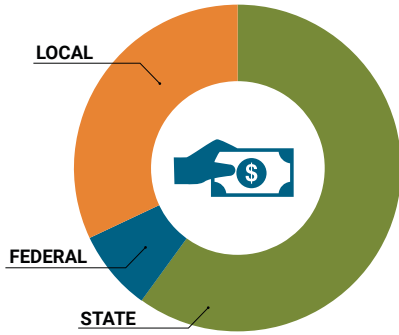


OVERALL SYSTEM RANK 106

* THIS REPORT INCLUDES FISCAL YEAR 2017 DATA.

School System Revenue

How was your school system funded?¹



\$8,125,498	STATE	60%
\$1,117,653	FEDERAL	8%
\$4,339,983	LOCAL	32%
— \$475,200	Local 10-Mill Match	
\$3,864,783	AVAILABLE LOCAL REVENUE	

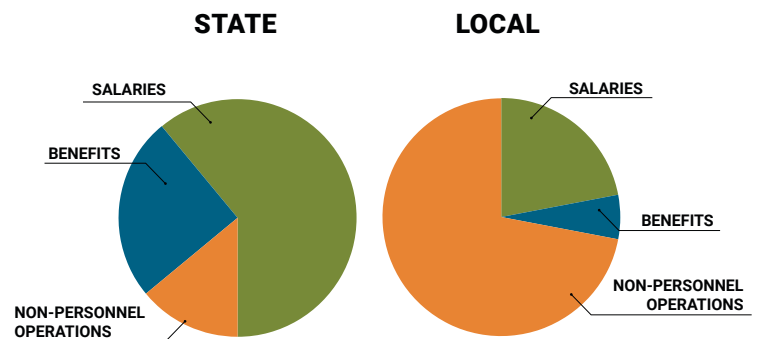
VALUE OF 1-MILL
For Your School System

\$47,520

School System Spending

How did your school system spend state & local dollars?¹

	STATE SPENDING ^{2,3}	LOCAL SPENDING ²
SALARIES	\$5,068,725	\$692,289
BENEFITS	\$2,034,413	\$184,738
NON-PERSONNEL OPERATIONS ³	\$1,153,491	\$2,291,795
TOTAL	\$8,256,629	\$3,168,822



**ONLY 14% OF STATE FUNDING GOES TO
NON-PERSONNEL OPERATIONS**

¹ Revenues and expenditures may contain nominal variances

² Does not include debt service or capital outlay

³ Includes 10-mill match

State Instructional Support

FY08 FY19

Classroom Materials & Supplies	\$525	\$536
Technology	\$350	\$300
Library Enhancements	\$200	\$96
Professional Development	\$90	\$90
Textbooks	\$75	\$70
Common Purchases	\$200	\$0

SYSTEM DEBT

TOTAL DEBT*

\$6,332,404

DEBT PER STUDENT

\$4,478

* The debt totals in system audit reports may differ due to audit adjustments



ALABAMA
ASSOCIATION OF
SCHOOL BOARDS

Sally Smith, J.D.
Executive Director

Lissa Tucker, J.D.
Director of Government Relations

43 SOUTH JACKSON STREET
MONTGOMERY, ALABAMA 36104

1-800-562-0601 | ALABAMASCHOOLBOARDS.ORG

@alchoolboards

facebook.com/alabamaschoolboards