



RUSSELLVILLE CITY






SCHOOL SYSTEM SNAPSHOT: 2019 EDITION*

1945 Waterloo Road | Russellville, AL 35653 | (256) 331-2001

Superintendent | Heath Grimes

Board Members | Bret Gist, Judy Pounders, Jerry W. Groce, John G. Batchelor, Greg Trapp

By the Numbers

	Schools ¹	4
	Students/ADM ²	2,452
	Free & Reduced Lunch	35.64%
	Community Eligibility Program	43%
	Number of Route Buses ³	22
	State Funded Buses	100%
	Students Bused	1,409
	Full-Time Employees	308
	Teachers	173
	Principals/ Assistant Principals	10
	Counselors	5
	Librarians	4
	Other Certified Employees	6
	Support Personnel	110

¹ Schools with enrollment and Career Technical Education

² Average Daily Membership

³ Data collected in FY16 and used for FY17 funding

⁴ Calculation excludes Transportation Fleet Renewal and PSF Capital Outlay



\$1,811,291

Cost of One Month's
Operation⁴

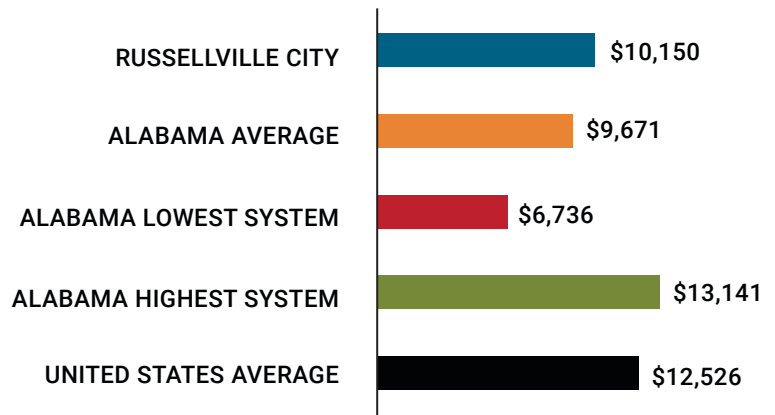


2.78

Number of Months
Reserve Balance

Compare Your School System

Total Per-Pupil Expenditures (PPE)



Russellville City Rank

Among 137 Alabama School Systems

Federal PPE Rank **31**

State PPE Rank **20**

Local PPE Rank **82**

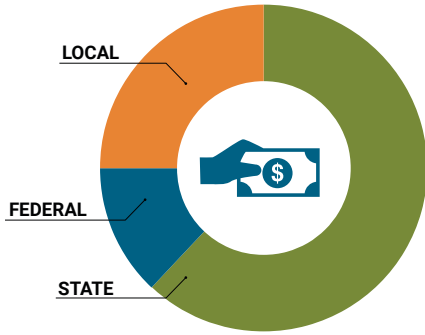


OVERALL SYSTEM RANK 35

* THIS REPORT INCLUDES FISCAL YEAR 2017 DATA.

School System Revenue

How was your school system funded?¹



\$17,272,394 STATE 62%

\$3,699,730 FEDERAL 13%

\$7,072,281 LOCAL 25%

— \$733,140

Local 10-Mill Match

\$6,339,141 AVAILABLE LOCAL REVENUE

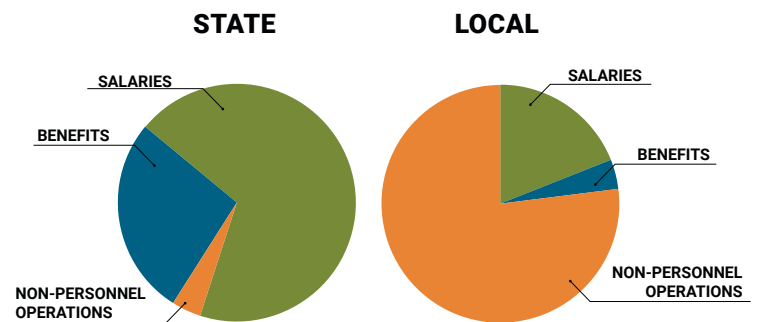
VALUE OF 1-MILL
For Your School System

\$73,314

School System Spending

How did your school system spend state & local dollars?¹

	STATE SPENDING ^{2,3}	LOCAL SPENDING ²
SALARIES	\$11,846,005	\$757,231
BENEFITS	\$4,653,305	\$173,039
NON-PERSONNEL OPERATIONS ³	\$686,755	\$3,109,607
TOTAL	\$17,186,065	\$4,039,876



ONLY 4% OF STATE FUNDING GOES TO
NON-PERSONNEL OPERATIONS

¹ Revenues and expenditures may contain nominal variances

² Does not include debt service or capital outlay

³ Includes 10-mill match

State Instructional Support

FY08 FY19

Classroom Materials & Supplies	\$525	\$536
Technology	\$350	\$300
Library Enhancements	\$200	\$96
Professional Development	\$90	\$90
Textbooks	\$75	\$70
Common Purchases	\$200	\$0

SYSTEM DEBT

TOTAL DEBT*

\$3,056,613

DEBT PER STUDENT

\$1,247

* The debt totals in system audit reports may differ due to audit adjustments



ALABAMA
ASSOCIATION OF
SCHOOL BOARDS

Sally Smith, J.D.
Executive Director

Lissa Tucker, J.D.
Director of Government Relations

43 SOUTH JACKSON STREET
MONTGOMERY, ALABAMA 36104

1-800-562-0601 | ALABAMASCHOOLBOARDS.ORG

@alaschoolboards

facebook.com/alabamaschoolboards