



ROANOKE CITY






SCHOOL SYSTEM SNAPSHOT: 2019 EDITION*

P.O. Box 1367 | Roanoke, AL 36274 | (334) 863-2628

Superintendent | Chuck Marcum

Board Members | Robert Lon Hurst, Regina M. Joiner, Rosalyn Houston, Steve Burns, James T. Brown

By the Numbers

	Schools¹	4
	Students/ADM²	1,465
	Free & Reduced Lunch	43.84%
	Community Eligibility Program	51%
	Number of Route Buses³	2
	State Funded Buses	100%
	Students Bused	106
	Full-Time Employees	167
	Teachers	87
	Principals/ Assistant Principals	5
	Counselors	3
	Librarians	3
	Other Certified Employees	6
	Support Personnel	63

¹ Schools with enrollment and Career Technical Education

² Average Daily Membership

³ Data collected in FY16 and used for FY17 funding

⁴ Calculation excludes Transportation Fleet Renewal and PSF Capital Outlay



\$1,050,627

Cost of One Month's
Operation⁴

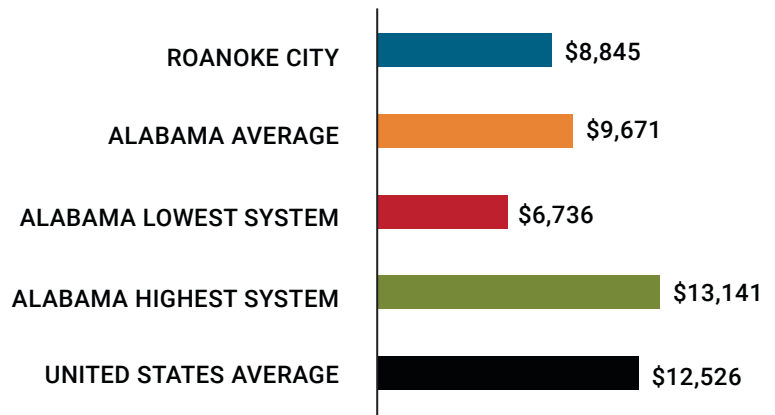


1.97

Number of Months
Reserve Balance

Compare Your School System

Total Per-Pupil Expenditures (PPE)



Roanoke City Rank

Among 137 Alabama School Systems

Federal PPE Rank **78**

State PPE Rank **114**

Local PPE Rank **76**

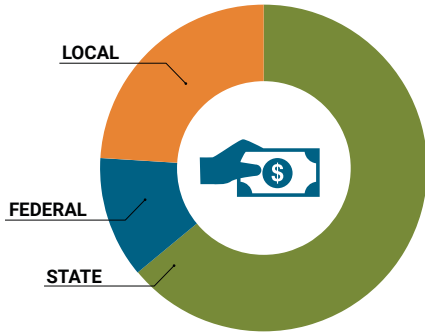


OVERALL SYSTEM RANK 114

* THIS REPORT INCLUDES FISCAL YEAR 2017 DATA.

School System Revenue

How was your school system funded?¹



\$9,061,888 STATE 64%

\$1,684,933 FEDERAL 12%

\$3,323,928 LOCAL 24%

— \$433,840 Local 10-Mill Match

\$2,890,088 AVAILABLE LOCAL REVENUE

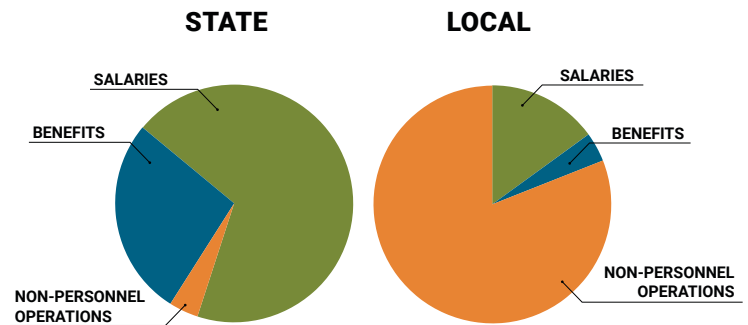
VALUE OF 1-MILL
For Your School System

\$43,384

School System Spending

How did your school system spend state & local dollars?¹

	STATE SPENDING ^{2,3}	LOCAL SPENDING ²
SALARIES	\$6,293,253	\$208,244
BENEFITS	\$2,479,496	\$78,277
NON-PERSONNEL OPERATIONS ³	\$301,326	\$2,025,866
TOTAL	\$9,074,075	\$2,312,388



ONLY 3% OF STATE FUNDING GOES TO
NON-PERSONNEL OPERATIONS

¹ Revenues and expenditures may contain nominal variances

² Does not include debt service or capital outlay

³ Includes 10-mill match

State Instructional Support

FY08 FY19

Classroom Materials & Supplies	\$525	\$536
Technology	\$350	\$300
Library Enhancements	\$200	\$96
Professional Development	\$90	\$90
Textbooks	\$75	\$70
Common Purchases	\$200	\$0

SYSTEM DEBT

TOTAL DEBT*

\$4,305,405

DEBT PER STUDENT

\$2,940

* The debt totals in system audit reports may differ due to audit adjustments



ALABAMA
ASSOCIATION OF
SCHOOL BOARDS

Sally Smith, J.D.
Executive Director

Lissa Tucker, J.D.
Director of Government Relations

43 SOUTH JACKSON STREET
MONTGOMERY, ALABAMA 36104

1-800-562-0601 | ALABAMASCHOOLBOARDS.ORG

@alaschoolboards

facebook.com/alabamaschoolboards