



PIEDMONT CITY






SCHOOL SYSTEM SNAPSHOT: 2019 EDITION*

502 Hood Street W. | Piedmont, AL 36272 | (256) 447-8831

Superintendent | Mike Hayes

Board Members | Kisha Mitchell, Shannon Ray, Bruce Adderhold, Rev. Michael Ingram, Franklin Latta

By the Numbers

	Schools ¹	3
	Students/ADM ²	1,197
	Free & Reduced Lunch	61.45%
	Community Eligibility Program	49%
	Number of Route Buses ³	0
	State Funded Buses	0%
	Students Bused	0
	Full-Time Employees	120
	Teachers	71
	Principals/ Assistant Principals	5
	Counselors	3
	Librarians	3
	Other Certified Employees	4
	Support Personnel	34

¹ Schools with enrollment and Career Technical Education

² Average Daily Membership

³ Data collected in FY16 and used for FY17 funding

⁴ Calculation excludes Transportation Fleet Renewal and PSF Capital Outlay



\$793,069

Cost of One Month's
Operation⁴

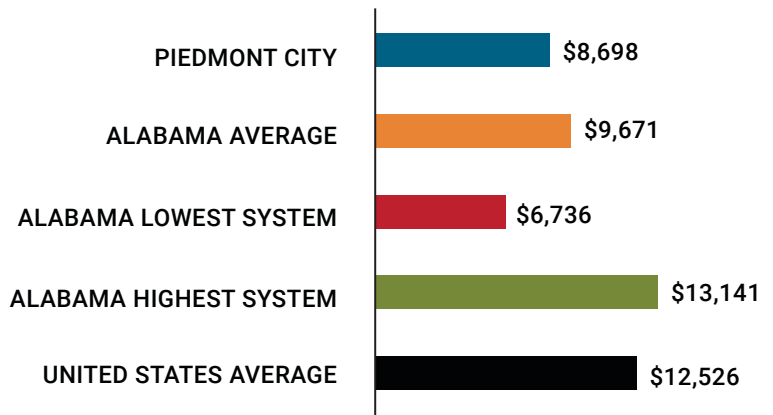


1.01

Number of Months
Reserve Balance

Compare Your School System

Total Per-Pupil Expenditures (PPE)



Piedmont City Rank

Among 137 Alabama School Systems

Federal PPE Rank **101**

State PPE Rank **78**

Local PPE Rank **102**

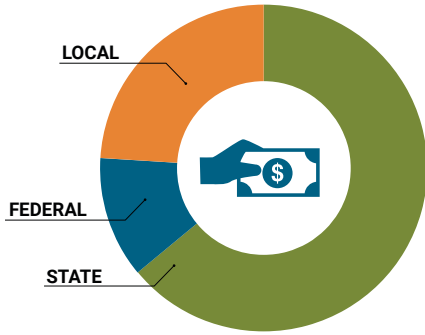


OVERALL SYSTEM RANK 123

* THIS REPORT INCLUDES FISCAL YEAR 2017 DATA.

School System Revenue

How was your school system funded?¹



\$7,606,385 STATE 64%

\$1,434,280 FEDERAL 12%

\$2,916,419 LOCAL 24%

— \$489,900 Local 10-Mill Match

\$2,426,519 AVAILABLE LOCAL REVENUE

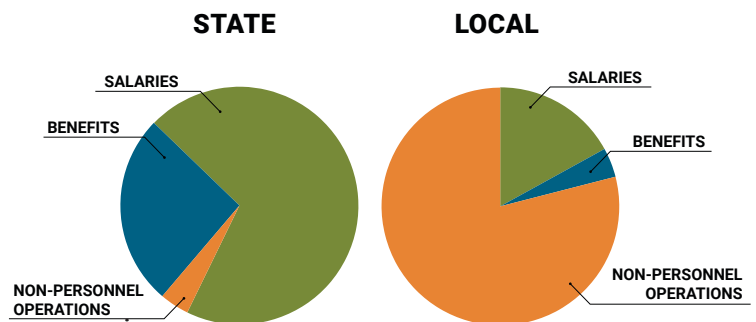
VALUE OF 1-MILL
For Your School System

\$48,990

School System Spending

How did your school system spend state & local dollars?¹

	STATE SPENDING ^{2,3}	LOCAL SPENDING ²
SALARIES	\$5,386,180	\$268,842
BENEFITS	\$1,978,413	\$69,021
NON-PERSONNEL OPERATIONS ³	\$384,347	\$1,238,269
TOTAL	\$7,748,940	\$1,576,132



ONLY 5% OF STATE FUNDING GOES TO
NON-PERSONNEL OPERATIONS

¹ Revenues and expenditures may contain nominal variances

² Does not include debt service or capital outlay

³ Includes 10-mill match

State Instructional Support

FY08 FY19

Classroom Materials & Supplies	\$525	\$536
Technology	\$350	\$300
Library Enhancements	\$200	\$96
Professional Development	\$90	\$90
Textbooks	\$75	\$70
Common Purchases	\$200	\$0

SYSTEM DEBT

TOTAL DEBT*

\$3,966,481

DEBT PER STUDENT

\$3,314

* The debt totals in system audit reports may differ due to audit adjustments



ALABAMA
ASSOCIATION OF
SCHOOL BOARDS

Sally Smith, J.D.
Executive Director

Lissa Tucker, J.D.
Director of Government Relations

43 SOUTH JACKSON STREET
MONTGOMERY, ALABAMA 36104

1-800-562-0601 | ALABAMASCHOOLBOARDS.ORG

@alchoolboards

facebook.com/alabamaschoolboards