



PELL CITY






SCHOOL SYSTEM SNAPSHOT: 2019 EDITION*

3105 15th Avenue N. | Pell City, AL 35125 | (205) 884-4440

Superintendent | Dr. Michael Barber

Board Members | Tammie D. Williams, Cecil Fomby, Laurie Henderson, Jeff Jones, Joe Sawyer

By the Numbers

	Schools¹	8
	Students/ADM²	3,995
	Free & Reduced Lunch	52.88%
	Community Eligibility Program	36%
	Number of Route Buses³	42
	State Funded Buses	62%
	Students Bused	1,867
	Full-Time Employees	462
	Teachers	238
	Principals/ Assistant Principals	12
	Counselors	10
	Librarians	8
	Other Certified Employees	14
	Support Personnel	180

¹ Schools with enrollment and Career Technical Education

² Average Daily Membership

³ Data collected in FY16 and used for FY17 funding

⁴ Calculation excludes Transportation Fleet Renewal and PSF Capital Outlay



\$2,614,279

Cost of One Month's
Operation⁴

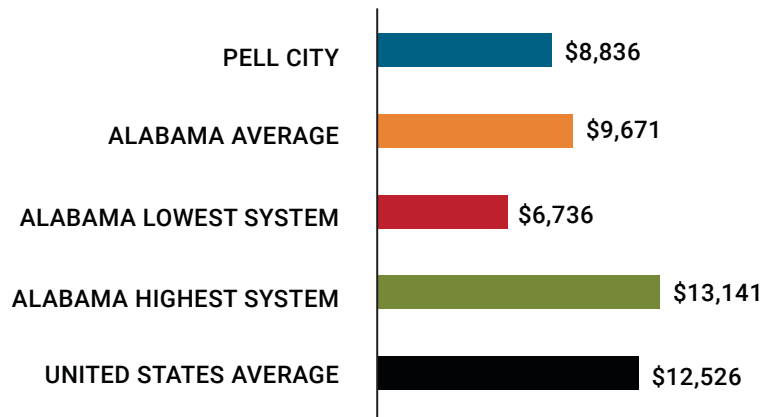


1.69

Number of Months
Reserve Balance

Compare Your School System

Total Per-Pupil Expenditures (PPE)



Pell City Rank

Among 137 Alabama School Systems

Federal PPE Rank **96**

State PPE Rank **104**

Local PPE Rank **73**

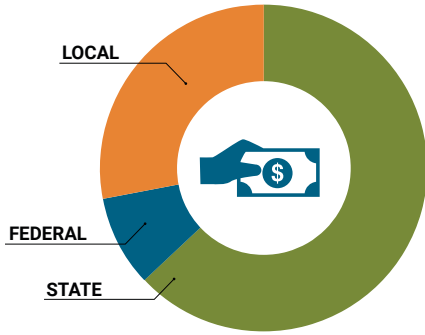


OVERALL SYSTEM RANK 115

* THIS REPORT INCLUDES FISCAL YEAR 2017 DATA.

School System Revenue

How was your school system funded?¹



\$24,158,626	STATE	63%
\$3,579,659	FEDERAL	9%
\$10,488,478	LOCAL	28%
— \$2,542,620	Local 10-Mill Match	
\$7,945,858	AVAILABLE LOCAL REVENUE	

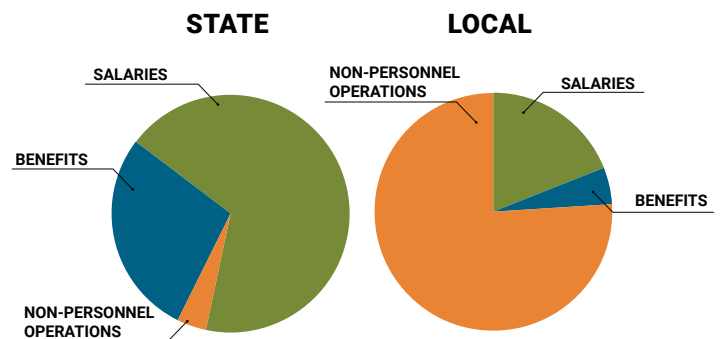
VALUE OF 1-MILL
For Your School System

\$254,262

School System Spending

How did your school system spend state & local dollars?¹

	STATE SPENDING ^{2,3}	LOCAL SPENDING ²
SALARIES	\$16,702,857	\$1,194,269
BENEFITS	\$6,769,836	\$269,684
NON-PERSONNEL OPERATIONS ³	\$989,947	\$4,754,948
TOTAL	\$24,462,639	\$6,218,901



**ONLY 4% OF STATE FUNDING GOES TO
NON-PERSONNEL OPERATIONS**

¹ Revenues and expenditures may contain nominal variances

² Does not include debt service or capital outlay

³ Includes 10-mill match

State Instructional Support

FY08 FY19

Classroom Materials & Supplies	\$525	\$536
Technology	\$350	\$300
Library Enhancements	\$200	\$96
Professional Development	\$90	\$90
Textbooks	\$75	\$70
Common Purchases	\$200	\$0

SYSTEM DEBT

TOTAL DEBT*

\$24,762,874

DEBT PER STUDENT

\$6,198

* The debt totals in system audit reports may differ due to audit adjustments



ALABAMA
ASSOCIATION OF
SCHOOL BOARDS

Sally Smith, J.D.
Executive Director

Lissa Tucker, J.D.
Director of Government Relations

43 SOUTH JACKSON STREET
MONTGOMERY, ALABAMA 36104

1-800-562-0601 | ALABAMASCHOOLBOARDS.ORG

@alaschoolboards

facebook.com/alabamaschoolboards