



OPP CITY






SCHOOL SYSTEM SNAPSHOT: 2019 EDITION*

P.O. Box 840 | Opp, AL 36467 | (334) 493-3173 x1107

Superintendent Michael Smithart

Board Members William Hines, Dr. Walt Burgess, Dr. Lori Stanfield, Merrill Culverhouse, Dr. Katie Wyatt Fuller

By the Numbers

	Schools¹	3
	Students/ADM²	1,287
	Free & Reduced Lunch	55.60%
	Community Eligibility Program	47%
	Number of Route Buses³	9
	State Funded Buses	33%
	Students Bused	647
	Full-Time Employees	160
	Teachers	82
	Principals/ Assistant Principals	5
	Counselors	3
	Librarians	3
	Other Certified Employees	4
	Support Personnel	63

¹ Schools with enrollment and Career Technical Education

² Average Daily Membership

³ Data collected in FY16 and used for FY17 funding

⁴ Calculation excludes Transportation Fleet Renewal and PSF Capital Outlay



\$868,942

Cost of One Month's
Operation⁴

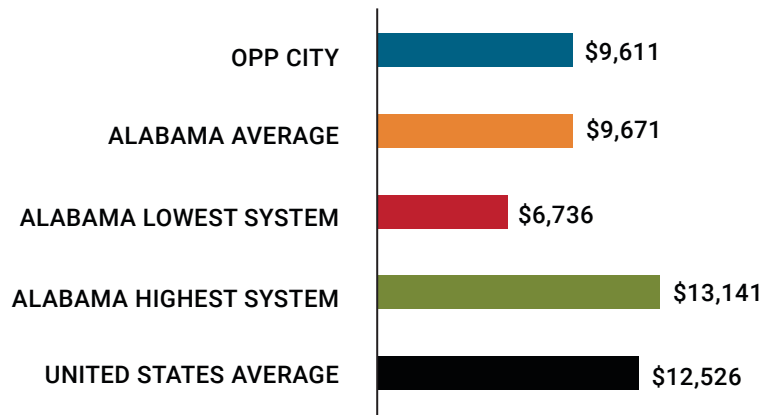


3.05

Number of Months
Reserve Balance

Compare Your School System

Total Per-Pupil Expenditures (PPE)



Opp City Rank

Among 137 Alabama School Systems

Federal PPE Rank **29**

State PPE Rank **64**

Local PPE Rank **84**

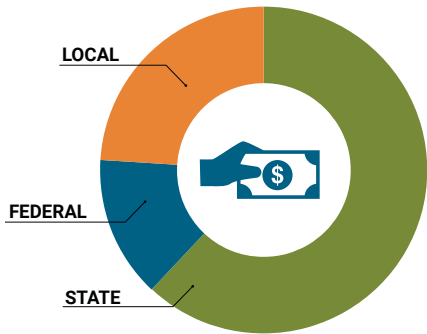


OVERALL SYSTEM RANK 61

* THIS REPORT INCLUDES FISCAL YEAR 2017 DATA.

School System Revenue

How was your school system funded?¹



\$8,690,745 STATE 62%

\$1,893,525 FEDERAL 14%

\$3,306,489 LOCAL 24%

— \$402,720 Local 10-Mill Match

\$2,903,769 AVAILABLE LOCAL REVENUE

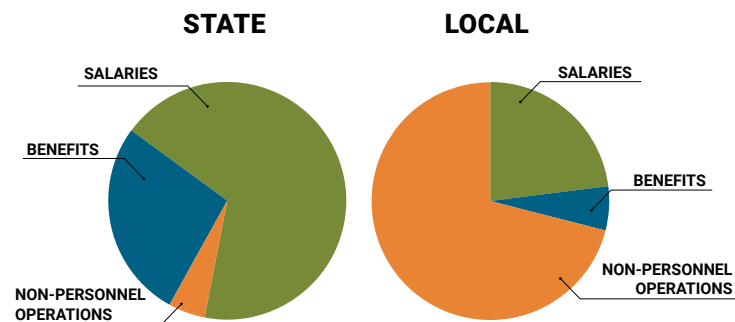
VALUE OF 1-MILL
For Your School System

\$40,272

School System Spending

How did your school system spend state & local dollars?¹

	STATE SPENDING ^{2,3}	LOCAL SPENDING ²
SALARIES	\$5,763,386	\$482,316
BENEFITS	\$2,317,797	\$129,400
NON-PERSONNEL OPERATIONS ³	\$365,216	\$1,441,993
TOTAL	\$8,446,398	\$2,053,709



**ONLY 4% OF STATE FUNDING GOES TO
NON-PERSONNEL OPERATIONS**

¹ Revenues and expenditures may contain nominal variances

² Does not include debt service or capital outlay

³ Includes 10-mill match

State Instructional Support

FY08 FY19

Classroom Materials & Supplies	\$525	\$536
Technology	\$350	\$300
Library Enhancements	\$200	\$96
Professional Development	\$90	\$90
Textbooks	\$75	\$70
Common Purchases	\$200	\$0

SYSTEM DEBT

TOTAL DEBT*

\$10,241,552

DEBT PER STUDENT

\$7,955

* The debt totals in system audit reports may differ due to audit adjustments



ALABAMA
ASSOCIATION OF
SCHOOL BOARDS

Sally Smith, J.D.
Executive Director

Lissa Tucker, J.D.
Director of Government Relations

43 SOUTH JACKSON STREET
MONTGOMERY, ALABAMA 36104

1-800-562-0601 | ALABAMASCHOOLBOARDS.ORG

@alchoolboards

facebook.com/alabamaschoolboards