



OPELIKA CITY






SCHOOL SYSTEM SNAPSHOT: 2019 EDITION*

300 Simmons Street | Opelika, AL 36801 | (334) 745-9700

Superintendent | Dr. Mark Neighbors

Board Members | Patsy Boyd Parker, Dr. J. Kevin Royal, Tipi Miller, Antione T. Harvis, Chuck Beams

By the Numbers

	Schools ¹	8
	Students/ADM ²	4,489
	Free & Reduced Lunch	63.40%
	Community Eligibility Program	48%
	Number of Route Buses ³	28
	State Funded Buses	54%
	Students Bused	1,745
	Full-Time Employees	581
	Teachers	319
	Principals/ Assistant Principals	15
	Counselors	12
	Librarians	9
	Other Certified Employees	11
	Support Personnel	215

¹ Schools with enrollment and Career Technical Education

² Average Daily Membership

³ Data collected in FY16 and used for FY17 funding

⁴ Calculation excludes Transportation Fleet Renewal and PSF Capital Outlay



\$3,258,757

Cost of One Month's
Operation⁴

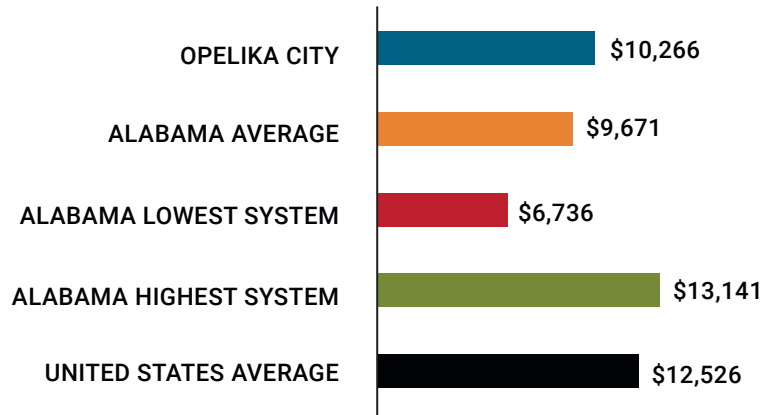


3.26

Number of Months
Reserve Balance

Compare Your School System

Total Per-Pupil Expenditures (PPE)



Opelika City Rank

Among 137 Alabama School Systems

Federal PPE Rank **43**

State PPE Rank **129**

Local PPE Rank **12**

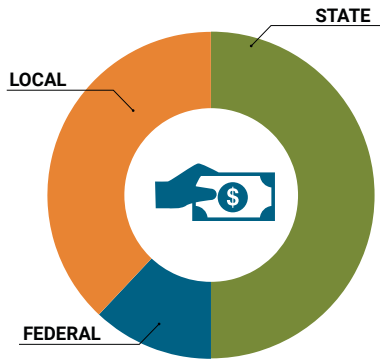


OVERALL SYSTEM RANK 32

* THIS REPORT INCLUDES FISCAL YEAR 2017 DATA.

School System Revenue

How was your school system funded?¹



\$24,626,484	STATE	50%
\$5,862,338	FEDERAL	12%
\$19,022,077	LOCAL	38%
— \$3,770,430	Local 10-Mill Match	
\$15,251,647	AVAILABLE LOCAL REVENUE	

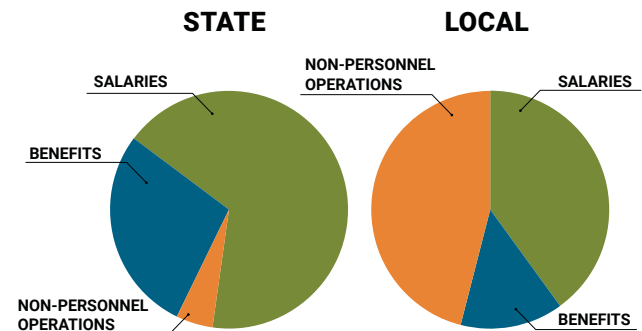
VALUE OF 1-MILL
For Your School System

\$377,043

School System Spending

How did your school system spend state & local dollars?¹

	STATE SPENDING ^{2,3}	LOCAL SPENDING ²
SALARIES	\$17,513,701	\$5,533,901
BENEFITS	\$7,185,419	\$1,879,312
NON-PERSONNEL OPERATIONS ³	\$1,369,217	\$6,278,582
TOTAL	\$26,068,337	\$13,691,794



**ONLY 5% OF STATE FUNDING GOES TO
NON-PERSONNEL OPERATIONS**

¹ Revenues and expenditures may contain nominal variances

² Does not include debt service or capital outlay

³ Includes 10-mill match

State Instructional Support

FY08 FY19

Category	FY08	FY19
Classroom Materials & Supplies	\$525	\$536
Technology	\$350	\$300
Library Enhancements	\$200	\$96
Professional Development	\$90	\$90
Textbooks	\$75	\$70
Common Purchases	\$200	\$0

SYSTEM DEBT

TOTAL DEBT*

\$3,345,684

DEBT PER STUDENT

\$745

* The debt totals in system audit reports may differ due to audit adjustments



ALABAMA
ASSOCIATION OF
SCHOOL BOARDS

Sally Smith, J.D.
Executive Director

Lissa Tucker, J.D.
Director of Government Relations

43 SOUTH JACKSON STREET
MONTGOMERY, ALABAMA 36104

1-800-562-0601 | ALABAMASCHOOLBOARDS.ORG

@alaschoolboards

facebook.com/alabamaschoolboards