



ONEONTA CITY






SCHOOL SYSTEM SNAPSHOT: 2019 EDITION*

27605 State Hwy 75 | Oneonta, AL 35121 | (205) 625-4106

Superintendent Daniel Smith

Board Members Patrick Adams, Donald Maples, Ricky Hicks, Stephen C. Anderton, Sharon Breaseale

By the Numbers

	Schools¹	3
	Students/ADM²	1,496
	Free & Reduced Lunch	42.63%
	Community Eligibility Program	25%
	Number of Route Buses³	11
	State Funded Buses	73%
	Students Bused	556
	Full-Time Employees	147
	Teachers	88
	Principals/ Assistant Principals	5
	Counselors	3
	Librarians	2
	Other Certified Employees	2
	Support Personnel	47

¹ Schools with enrollment and Career Technical Education

² Average Daily Membership

³ Data collected in FY16 and used for FY17 funding

⁴ Calculation excludes Transportation Fleet Renewal and PSF Capital Outlay



\$866,678

Cost of One Month's Operation⁴

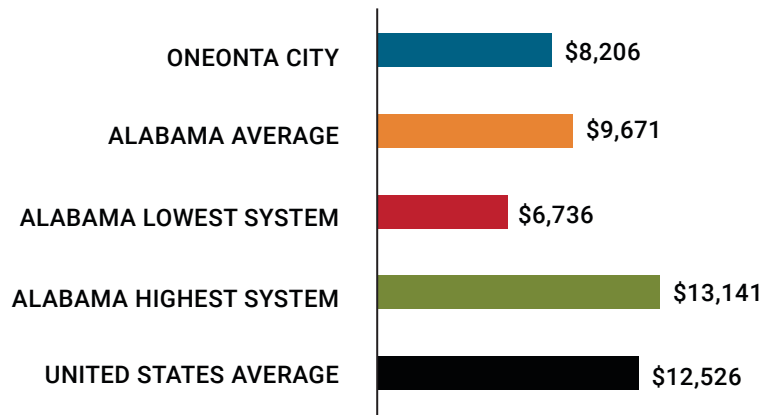


2.00

Number of Months Reserve Balance

Compare Your School System

Total Per-Pupil Expenditures (PPE)



Oneonta City Rank

Among 137 Alabama School Systems

Federal PPE Rank **119**

State PPE Rank **107**

Local PPE Rank **108**

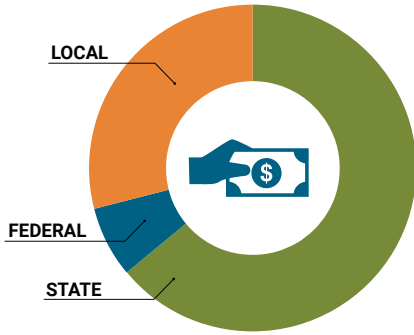


OVERALL SYSTEM RANK 131

* THIS REPORT INCLUDES FISCAL YEAR 2017 DATA.

School System Revenue

How was your school system funded?¹



\$8,892,363 STATE 64%

\$1,025,702 FEDERAL 7%

\$4,096,739 LOCAL 29%

— \$708,570 Local 10-Mill Match

\$3,388,169 AVAILABLE LOCAL REVENUE

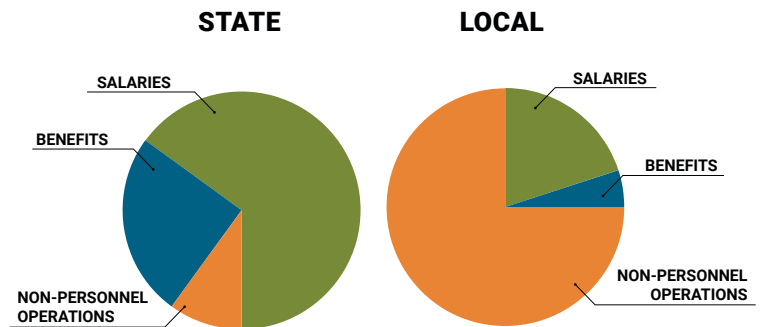
VALUE OF 1-MILL
For Your School System

\$70,857

School System Spending

How did your school system spend state & local dollars?¹

	STATE SPENDING ^{2,3}	LOCAL SPENDING ²
SALARIES	\$5,861,991	\$460,354
BENEFITS	\$2,310,225	\$117,257
NON-PERSONNEL OPERATIONS ³	\$917,760	\$1,688,988
TOTAL	\$9,089,976	\$2,266,599



ONLY 10% OF STATE FUNDING GOES TO
NON-PERSONNEL OPERATIONS

¹ Revenues and expenditures may contain nominal variances

² Does not include debt service or capital outlay

³ Includes 10-mill match

State Instructional Support

FY08 FY19

Classroom Materials & Supplies	\$525	\$536
Technology	\$350	\$300
Library Enhancements	\$200	\$96
Professional Development	\$90	\$90
Textbooks	\$75	\$70
Common Purchases	\$200	\$0

SYSTEM DEBT

TOTAL DEBT*

\$4,033,917

DEBT PER STUDENT

\$2,697

* The debt totals in system audit reports may differ due to audit adjustments



ALABAMA
ASSOCIATION OF
SCHOOL BOARDS

Sally Smith, J.D.
Executive Director

Lissa Tucker, J.D.
Director of Government Relations

43 SOUTH JACKSON STREET
MONTGOMERY, ALABAMA 36104

1-800-562-0601 | ALABAMASCHOOLBOARDS.ORG

@alaschoolboards

facebook.com/alabamaschoolboards