



MOUNTAIN BROOK CITY






SCHOOL SYSTEM SNAPSHOT: 2019 EDITION*

32 Vine Street | Mountain Brook, AL 35213 | (205) 871-4608 x7803

Superintendent | Richard C. Barlow

Board Members | Elizabeth Dunn, Bradley Sklar, Nicky Barnes, Thomas G. Luckie, Richard Murray

By the Numbers

	Schools¹	6
	Students/ADM²	4,343
	Free & Reduced Lunch	0%
	Community Eligibility Program	0%
	Number of Route Buses³	0
	State Funded Buses	0%
	Students Bused	0
	Full-Time Employees	609
	Teachers	363
	Principals/ Assistant Principals	16
	Counselors	12
	Librarians	8
	Other Certified Employees	13
	Support Personnel	197

¹ Schools with enrollment and Career Technical Education

² Average Daily Membership

³ Data collected in FY16 and used for FY17 funding

⁴ Calculation excludes Transportation Fleet Renewal and PSF Capital Outlay



\$4,447,898

Cost of One Month's
Operation⁴

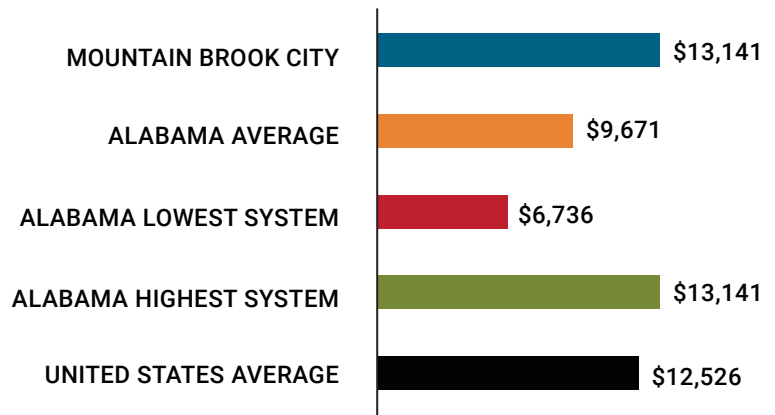


3.51

Number of Months
Reserve Balance

Compare Your School System

Total Per-Pupil Expenditures (PPE)



Mountain Brook City Rank

Among 137 Alabama School Systems

Federal PPE Rank **136**

State PPE Rank **127**

Local PPE Rank **1**

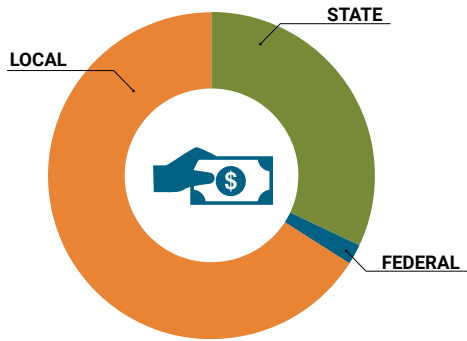


OVERALL SYSTEM RANK 1

* THIS REPORT INCLUDES FISCAL YEAR 2017 DATA.

School System Revenue

How was your school system funded?¹



\$20,660,374	STATE	32%
\$1,063,606	FEDERAL	2%
\$42,694,052	LOCAL	66%
\$5,653,610	Local 10-Mill Match	
\$37,040,442	AVAILABLE LOCAL REVENUE	

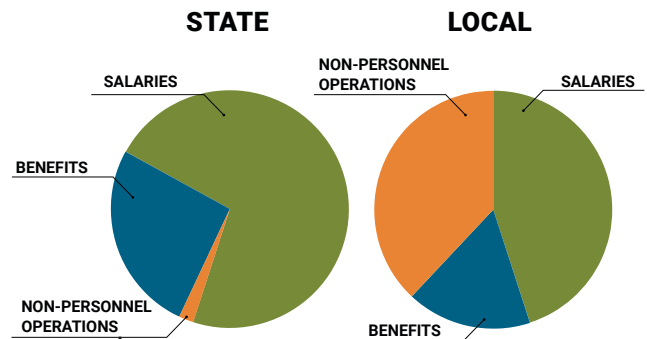
VALUE OF 1-MILL
For Your School System

\$565,361

School System Spending

How did your school system spend state & local dollars?¹

	STATE SPENDING ^{2,3}	LOCAL SPENDING ²
SALARIES	\$18,329,285	\$14,869,376
BENEFITS	\$6,464,251	\$5,547,101
NON-PERSONNEL OPERATIONS ³	\$550,119	\$12,311,182
TOTAL	\$25,343,655	\$32,727,659



**ONLY 2% OF STATE FUNDING GOES TO
NON-PERSONNEL OPERATIONS**

¹ Revenues and expenditures may contain nominal variances

² Does not include debt service or capital outlay

³ Includes 10-mill match

State Instructional Support

FY08 FY19

Classroom Materials & Supplies	\$525	\$536
Technology	\$350	\$300
Library Enhancements	\$200	\$96
Professional Development	\$90	\$90
Textbooks	\$75	\$70
Common Purchases	\$200	\$0

SYSTEM DEBT

TOTAL DEBT*

\$12,292,214

DEBT PER STUDENT

\$2,830

* The debt totals in system audit reports may differ due to audit adjustments



ALABAMA
ASSOCIATION OF
SCHOOL BOARDS

Sally Smith, J.D.
Executive Director

Lissa Tucker, J.D.
Director of Government Relations

43 SOUTH JACKSON STREET
MONTGOMERY, ALABAMA 36104

1-800-562-0601 | ALABAMASCHOOLBOARDS.ORG

@alaschoolboards

facebook.com/alabamaschoolboards