



MADISON CITY






SCHOOL SYSTEM SNAPSHOT: 2019 EDITION*

211 Celtic Drive | Madison, AL 35758 | (256) 464-8370

Superintendent | Robert Parker

Board Members | Ranae Bartlett, Tim Holtcamp, Luis J. Ferrer, Connie Spears, Travis Cummings

By the Numbers

	Schools ¹	11
	Students/ADM ²	10,279
	Free & Reduced Lunch	20.90%
	Community Eligibility Program	13%
	Number of Route Buses ³	67
	State Funded Buses	91%
	Students Bused	4,653
	Full-Time Employees	1,122
	Teachers	614
	Principals/ Assistant Principals	32
	Counselors	18
	Librarians	13
	Other Certified Employees	39
	Support Personnel	406

¹ Schools with enrollment and Career Technical Education

² Average Daily Membership

³ Data collected in FY16 and used for FY17 funding

⁴ Calculation excludes Transportation Fleet Renewal and PSF Capital Outlay



\$6,939,883

Cost of One Month's
Operation⁴

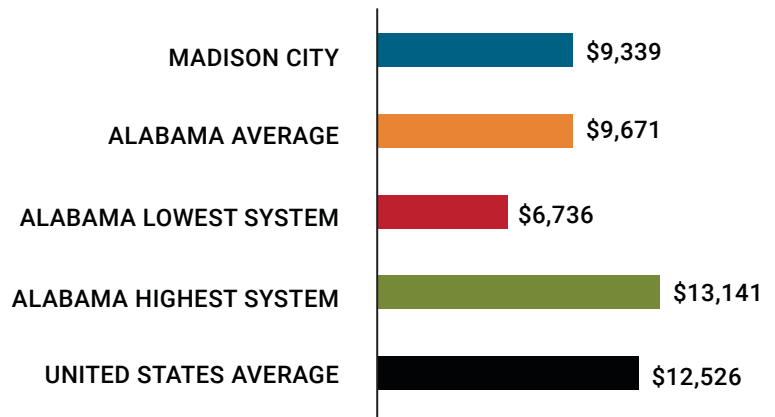


1.62

Number of Months
Reserve Balance

Compare Your School System

Total Per-Pupil Expenditures (PPE)



Madison City Rank

Among 137 Alabama School Systems

Federal PPE Rank **131**

State PPE Rank **112**

Local PPE Rank **23**

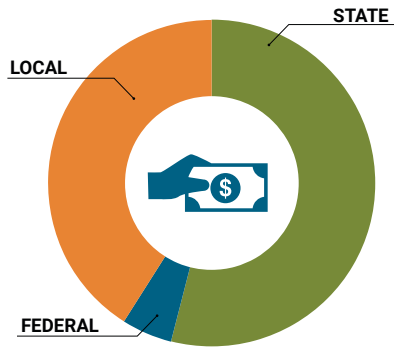


OVERALL SYSTEM RANK 82

* THIS REPORT INCLUDES FISCAL YEAR 2017 DATA.

School System Revenue

How was your school system funded?¹



\$59,813,407	STATE	54%
\$5,405,016	FEDERAL	5%
\$44,555,255	LOCAL	41%
— \$6,514,450	Local 10-Mill Match	
\$38,040,805	AVAILABLE LOCAL REVENUE	

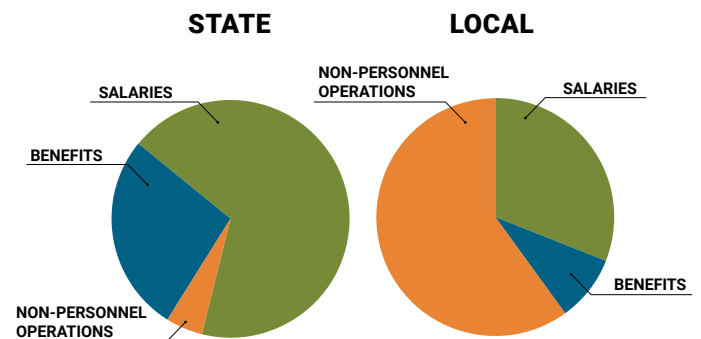
VALUE OF 1-MILL
For Your School System

\$651,445

School System Spending

How did your school system spend state & local dollars?¹

	STATE SPENDING ^{2,3}	LOCAL SPENDING ²
SALARIES	\$43,067,836	\$8,295,839
BENEFITS	\$17,048,538	\$2,341,589
NON-PERSONNEL OPERATIONS ³	\$2,815,110	\$16,068,897
TOTAL	\$62,931,304	\$26,706,326



**ONLY 4% OF STATE FUNDING GOES TO
NON-PERSONNEL OPERATIONS**

¹ Revenues and expenditures may contain nominal variances

² Does not include debt service or capital outlay

³ Includes 10-mill match

State Instructional Support

FY08 FY19

Classroom Materials & Supplies	\$525	\$536
Technology	\$350	\$300
Library Enhancements	\$200	\$96
Professional Development	\$90	\$90
Textbooks	\$75	\$70
Common Purchases	\$200	\$0

SYSTEM DEBT

TOTAL DEBT*

\$52,964,232

DEBT PER STUDENT

\$5,153

* The debt totals in system audit reports may differ due to audit adjustments



ALABAMA
ASSOCIATION OF
SCHOOL BOARDS

Sally Smith, J.D.
Executive Director

Lissa Tucker, J.D.
Director of Government Relations

43 SOUTH JACKSON STREET
MONTGOMERY, ALABAMA 36104

1-800-562-0601 | ALABAMASCHOOLBOARDS.ORG

@alaschoolboards

facebook.com/alabamaschoolboards