



HUNTSVILLE CITY






SCHOOL SYSTEM SNAPSHOT: 2019 EDITION*

P.O. Box 1256 | Huntsville, AL 35801 | (256) 428-6928

Superintendent | Christie Finley

Board Members | Elisa Ferrell, Walker McGinnis, Beth Wilder, Pamela Hill, Michelle Watkins

By the Numbers

	Schools¹	39
	Students/ADM²	23,053
	Free & Reduced Lunch	42.15%
	Community Eligibility Program	42%
	Number of Route Buses³	156
	State Funded Buses	100%
	Students Bused	5,432
	Full-Time Employees	2,503
	Teachers	1,539
	Principals/ Assistant Principals	88
	Counselors	57
	Librarians	38
	Other Certified Employees	129
	Support Personnel	652

¹ Schools with enrollment and Career Technical Education

² Average Daily Membership

³ Data collected in FY16 and used for FY17 funding

⁴ Calculation excludes Transportation Fleet Renewal and PSF Capital Outlay



\$19,071,920

Cost of One Month's
Operation⁴

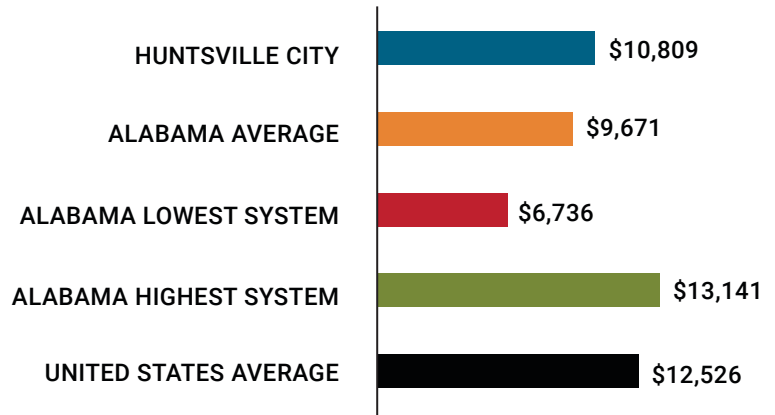


1.09

Number of Months
Reserve Balance

Compare Your School System

Total Per-Pupil Expenditures (PPE)



Huntsville City Rank

Among 137 Alabama School Systems

Federal PPE Rank **87**

State PPE Rank **125**

Local PPE Rank **5**

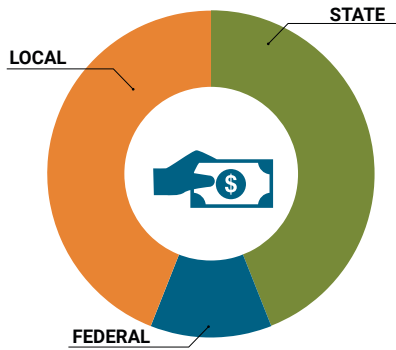


OVERALL SYSTEM RANK 19

* THIS REPORT INCLUDES FISCAL YEAR 2017 DATA.

School System Revenue

How was your school system funded?¹



\$115,851,137 STATE 44%

\$30,256,696 FEDERAL 11%

\$117,041,785 LOCAL 44%

— \$25,024,220 Local 10-Mill Match

\$92,017,565 AVAILABLE LOCAL REVENUE

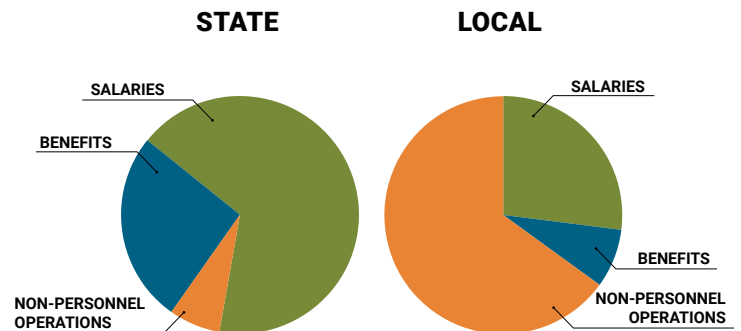
VALUE OF 1-MILL
For Your School System

\$2,502,422

School System Spending

How did your school system spend state & local dollars?¹

	STATE SPENDING ^{2,3}	LOCAL SPENDING ²
SALARIES	\$91,857,706	\$24,493,784
BENEFITS	\$36,191,959	\$7,025,786
NON-PERSONNEL OPERATIONS ³	\$9,615,437	\$59,149,779
TOTAL	\$137,665,102	\$90,669,348



ONLY 7% OF STATE FUNDING GOES TO
NON-PERSONNEL OPERATIONS

¹ Revenues and expenditures may contain nominal variances

² Does not include debt service or capital outlay

³ Includes 10-mill match

State Instructional Support

FY08 FY19

Classroom Materials & Supplies	\$525	\$536
Technology	\$350	\$300
Library Enhancements	\$200	\$96
Professional Development	\$90	\$90
Textbooks	\$75	\$70
Common Purchases	\$200	\$0

SYSTEM DEBT

TOTAL DEBT*

\$84,656,934

DEBT PER STUDENT

\$3,672

* The debt totals in system audit reports may differ due to audit adjustments



ALABAMA
ASSOCIATION OF
SCHOOL BOARDS

Sally Smith, J.D.
Executive Director

Lissa Tucker, J.D.
Director of Government Relations

43 SOUTH JACKSON STREET
MONTGOMERY, ALABAMA 36104

1-800-562-0601 | ALABAMASCHOOLBOARDS.ORG

@alchoolboards

facebook.com/alabamaschoolboards