



HOOVER CITY






SCHOOL SYSTEM SNAPSHOT: 2019 EDITION*

2810 Metropolitan Way | Hoover, AL 35243 | (205) 439-1000

Superintendent | Dr. Kathy Murphy

Board Members | Craig P. Kelley, Amy Tosney, Kermit Kendrick, Deanna Bamman, Amy Mudano

By the Numbers

	Schools ¹	16
	Students/ADM ²	13,872
	Free & Reduced Lunch	24.20%
	Community Eligibility Program	14%
	Number of Route Buses ³	131
	State Funded Buses	63%
	Students Bused	5,988
	Full-Time Employees	1,804
	Teachers	971
	Principals/ Assistant Principals	44
	Counselors	32
	Librarians	18
	Other Certified Employees	47
	Support Personnel	692

¹ Schools with enrollment and Career Technical Education

² Average Daily Membership

³ Data collected in FY16 and used for FY17 funding

⁴ Calculation excludes Transportation Fleet Renewal and PSF Capital Outlay



\$11,311,514

Cost of One Month's
Operation⁴

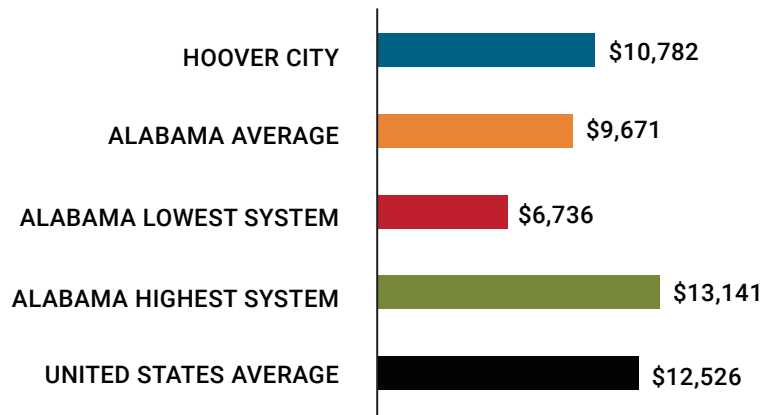


9.27

Number of Months
Reserve Balance

Compare Your School System

Total Per-Pupil Expenditures (PPE)



Hoover City Rank

Among 137 Alabama School Systems

Federal PPE Rank **129**

State PPE Rank **99**

Local PPE Rank **4**

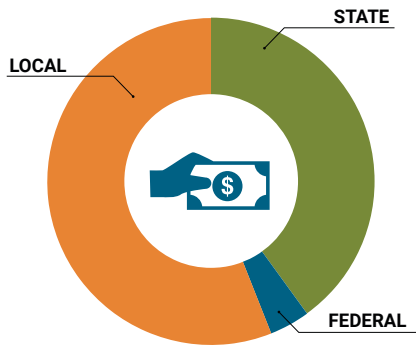


OVERALL SYSTEM RANK 23

* THIS REPORT INCLUDES FISCAL YEAR 2017 DATA.

School System Revenue

How was your school system funded?¹



\$72,827,838	STATE	40%
\$7,152,683	FEDERAL	4%
\$104,021,908	LOCAL	56%
— \$15,305,440	Local 10-Mill Match	
\$88,716,468	AVAILABLE LOCAL REVENUE	

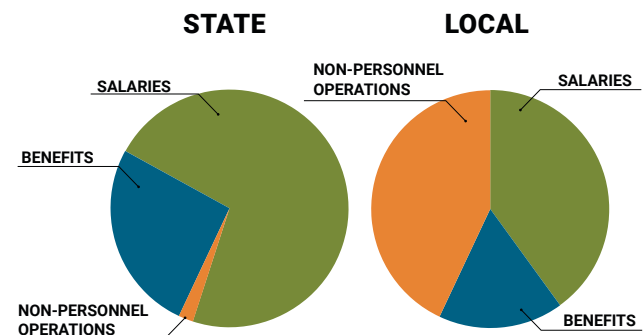
VALUE OF 1-MILL
For Your School System

\$1,530,544

School System Spending

How did your school system spend state & local dollars?¹

	STATE SPENDING ^{2,3}	LOCAL SPENDING ²
SALARIES	\$60,744,638	\$22,365,280
BENEFITS	\$22,443,776	\$9,566,905
NON-PERSONNEL OPERATIONS ³	\$1,531,332	\$23,685,850
TOTAL	\$84,719,745	\$55,618,035



**ONLY 2% OF STATE FUNDING GOES TO
NON-PERSONNEL OPERATIONS**

¹ Revenues and expenditures may contain nominal variances

² Does not include debt service or capital outlay

³ Includes 10-mill match

State Instructional Support

FY08 FY19

Classroom Materials & Supplies	\$525	\$536
Technology	\$350	\$300
Library Enhancements	\$200	\$96
Professional Development	\$90	\$90
Textbooks	\$75	\$70
Common Purchases	\$200	\$0

SYSTEM DEBT

TOTAL DEBT*

\$180,533,153

DEBT PER STUDENT

\$13,014

* The debt totals in system audit reports may differ due to audit adjustments



ALABAMA
ASSOCIATION OF
SCHOOL BOARDS

Sally Smith, J.D.
Executive Director

Lissa Tucker, J.D.
Director of Government Relations

43 SOUTH JACKSON STREET
MONTGOMERY, ALABAMA 36104

1-800-562-0601 | ALABAMASCHOOLBOARDS.ORG

@alaschoolboards

facebook.com/alabamaschoolboards