



HOMWOOD CITY






SCHOOL SYSTEM SNAPSHOT: 2019 EDITION*

450 Dale Avenue | Homewood, AL 35209 | (205) 877-4545

Superintendent | Dr. William T. Cleveland

Board Members | Jill Kimbrell, Judith D. Truitt, Justin Russell, Erin Stephenson, Charles R. Douthit

By the Numbers

	Schools¹	5
	Students/ADM²	4,105
	Free & Reduced Lunch	23.36%
	Community Eligibility Program	15%
	Number of Route Buses³	3
	State Funded Buses	67%
	Students Bused	17
	Full-Time Employees	502
	Teachers	279
	Principals/ Assistant Principals	14
	Counselors	8
	Librarians	6
	Other Certified Employees	19
	Support Personnel	176

¹ Schools with enrollment and Career Technical Education

² Average Daily Membership

³ Data collected in FY16 and used for FY17 funding

⁴ Calculation excludes Transportation Fleet Renewal and PSF Capital Outlay



\$3,540,876

Cost of One Month's
Operation⁴

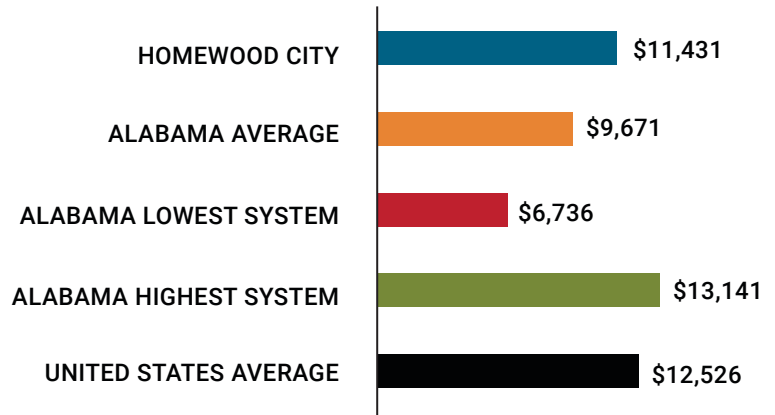


4.33

Number of Months
Reserve Balance

Compare Your School System

Total Per-Pupil Expenditures (PPE)



Homewood City Rank

Among 137 Alabama School Systems

Federal PPE Rank **121**

State PPE Rank **131**

Local PPE Rank **3**

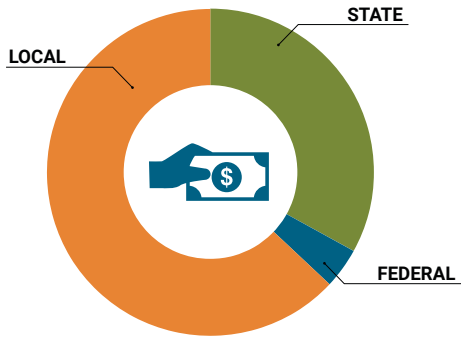


OVERALL SYSTEM RANK 9

* THIS REPORT INCLUDES FISCAL YEAR 2017 DATA.

School System Revenue

How was your school system funded?¹



\$19,094,726	STATE	33%
\$2,353,805	FEDERAL	4%
\$35,749,081	LOCAL	63%
\$5,596,800	Local 10-Mill Match	
\$30,152,281	AVAILABLE LOCAL REVENUE	

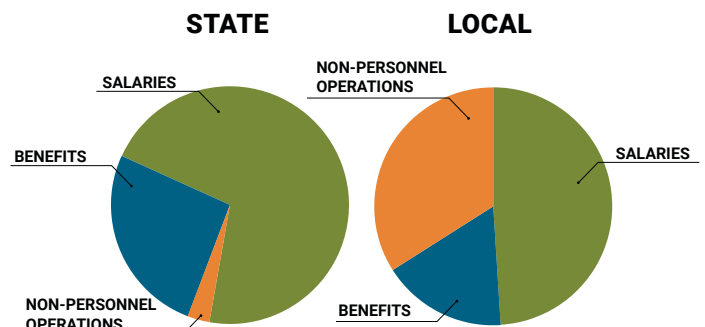
VALUE OF 1-MILL
For Your School System

\$559,680

School System Spending

How did your school system spend state & local dollars?¹

	STATE SPENDING ^{2,3}	LOCAL SPENDING ²
SALARIES	\$16,956,486	\$10,146,905
BENEFITS	\$6,213,994	\$3,406,598
NON-PERSONNEL OPERATIONS ³	\$616,226	\$7,035,028
TOTAL	\$23,786,705	\$20,588,531



**ONLY 3% OF STATE FUNDING GOES TO
NON-PERSONNEL OPERATIONS**

¹ Revenues and expenditures may contain nominal variances

² Does not include debt service or capital outlay

³ Includes 10-mill match

State Instructional Support

FY08 FY19

Classroom Materials & Supplies	\$525	\$536
Technology	\$350	\$300
Library Enhancements	\$200	\$96
Professional Development	\$90	\$90
Textbooks	\$75	\$70
Common Purchases	\$200	\$0

SYSTEM DEBT

TOTAL DEBT*

\$28,845,000

DEBT PER STUDENT

\$7,026

* The debt totals in system audit reports may differ due to audit adjustments



ALABAMA
ASSOCIATION OF
SCHOOL BOARDS

Sally Smith, J.D.
Executive Director

Lissa Tucker, J.D.
Director of Government Relations

43 SOUTH JACKSON STREET
MONTGOMERY, ALABAMA 36104

1-800-562-0601 | ALABAMASCHOOLBOARDS.ORG

@alchoolboards

facebook.com/alabamaschoolboards