



HARTSELLE CITY






SCHOOL SYSTEM SNAPSHOT: 2019 EDITION*

305 College Street N.E. | Hartselle, AL 35640 | (256) 773-5419

Superintendent | Dr. Dee Dee Jones

Board Members | Randy Sparkman, Dr. James Joy, Amy Pace, Daxton Maze, Venita Jones

By the Numbers

	Schools ¹	6
	Students/ADM ²	3,111
	Free & Reduced Lunch	27.06%
	Community Eligibility Program	23%
	Number of Route Buses ³	19
	State Funded Buses	68%
	Students Bused	800
	Full-Time Employees	363
	Teachers	194
	Principals/ Assistant Principals	9
	Counselors	7
	Librarians	5
	Other Certified Employees	8
	Support Personnel	140

¹ Schools with enrollment and Career Technical Education

² Average Daily Membership

³ Data collected in FY16 and used for FY17 funding

⁴ Calculation excludes Transportation Fleet Renewal and PSF Capital Outlay



\$2,094,505

Cost of One Month's
Operation⁴

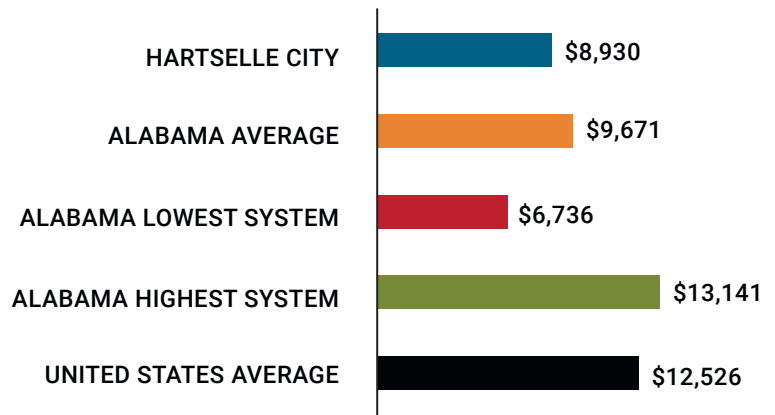


3.32

Number of Months
Reserve Balance

Compare Your School System

Total Per-Pupil Expenditures (PPE)



Hartselle City Rank

Among 137 Alabama School Systems

Federal PPE Rank **134**

State PPE Rank **122**

Local PPE Rank **38**

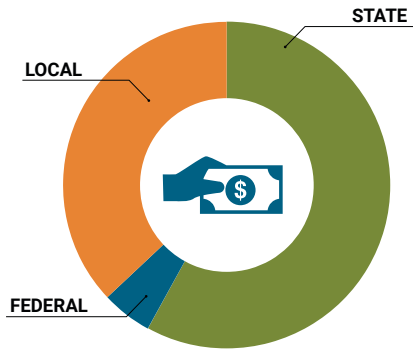


OVERALL SYSTEM RANK 111

* THIS REPORT INCLUDES FISCAL YEAR 2017 DATA.

School System Revenue

How was your school system funded?¹



\$19,163,513	STATE	58%
\$1,678,221	FEDERAL	5%
\$12,001,694	LOCAL	37%
— \$1,088,860	Local 10-Mill Match	
\$10,912,834	AVAILABLE LOCAL REVENUE	

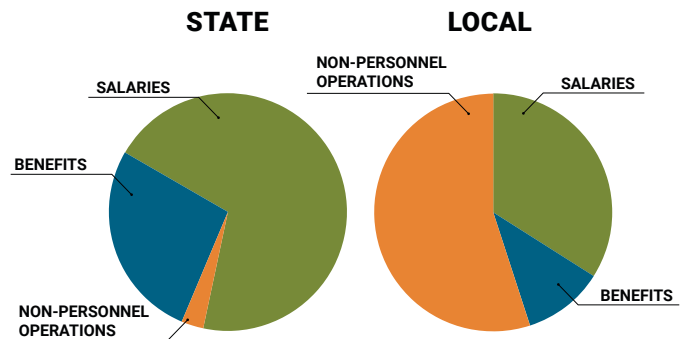
VALUE OF 1-MILL
For Your School System

\$108,886

School System Spending

How did your school system spend state & local dollars?¹

	STATE SPENDING ^{2,3}	LOCAL SPENDING ²
SALARIES	\$13,301,831	\$2,490,125
BENEFITS	\$5,119,722	\$811,827
NON-PERSONNEL OPERATIONS ³	\$661,490	\$4,038,682
TOTAL	\$19,083,043	\$7,340,634



**ONLY 3% OF STATE FUNDING GOES TO
NON-PERSONNEL OPERATIONS**

¹ Revenues and expenditures may contain nominal variances

² Does not include debt service or capital outlay

³ Includes 10-mill match

State Instructional Support

FY08 FY19

Classroom Materials & Supplies	\$525	\$536
Technology	\$350	\$300
Library Enhancements	\$200	\$96
Professional Development	\$90	\$90
Textbooks	\$75	\$70
Common Purchases	\$200	\$0

SYSTEM DEBT

TOTAL DEBT*

\$28,221,394

DEBT PER STUDENT

\$9,070

* The debt totals in system audit reports may differ due to audit adjustments



ALABAMA
ASSOCIATION OF
SCHOOL BOARDS

Sally Smith, J.D.
Executive Director

Lissa Tucker, J.D.
Director of Government Relations

43 SOUTH JACKSON STREET
MONTGOMERY, ALABAMA 36104

1-800-562-0601 | ALABAMASCHOOLBOARDS.ORG

@alaschoolboards

facebook.com/alabamaschoolboards