



GUNTERSVILLE CITY






SCHOOL SYSTEM SNAPSHOT: 2019 EDITION*

P.O. Box 129 | Guntersville, AL 35976 | (256) 582-3159

Superintendent | Brett Stanton

Board Members | David Mitchell, Trey Giles, Jim Beard, J.D., Laura Roberts, Whitney Mastin

By the Numbers

	Schools¹	4
	Students/ADM²	1,932
	Free & Reduced Lunch	42.63%
	Community Eligibility Program	39%
	Number of Route Buses³	13
	State Funded Buses	31%
	Students Bused	657
	Full-Time Employees	227
	Teachers	117
	Principals/ Assistant Principals	6
	Counselors	5
	Librarians	4
	Other Certified Employees	4
	Support Personnel	91

¹ Schools with enrollment and Career Technical Education

² Average Daily Membership

³ Data collected in FY16 and used for FY17 funding

⁴ Calculation excludes Transportation Fleet Renewal and PSF Capital Outlay



\$1,325,590

Cost of One Month's
Operation⁴

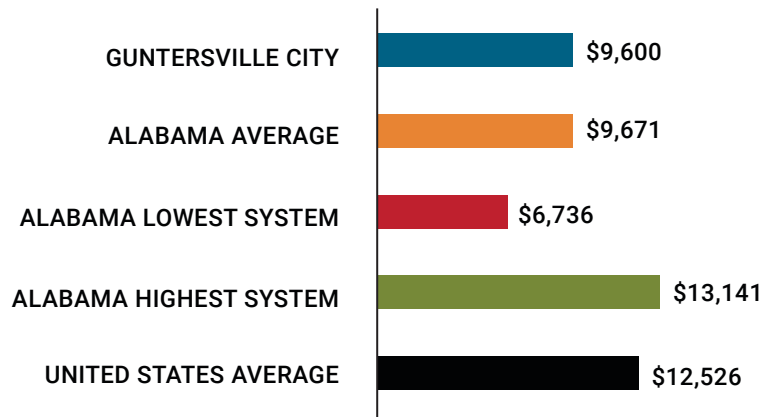


1.24

Number of Months
Reserve Balance

Compare Your School System

Total Per-Pupil Expenditures (PPE)



Guntersville City Rank

Among 137 Alabama School Systems

Federal PPE Rank **86**

State PPE Rank **119**

Local PPE Rank **30**

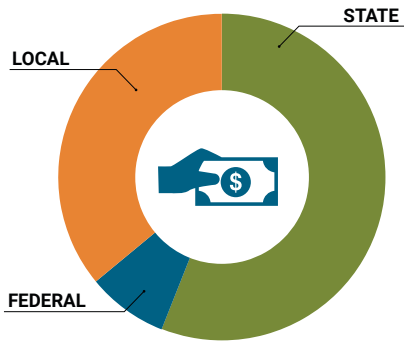


OVERALL SYSTEM RANK 62

* THIS REPORT INCLUDES FISCAL YEAR 2017 DATA.

School System Revenue

How was your school system funded?¹



\$11,364,708	STATE	56%
\$1,642,950	FEDERAL	8%
\$7,403,189	LOCAL	36%
— \$1,372,050	Local 10-Mill Match	
\$6,031,139	AVAILABLE LOCAL REVENUE	

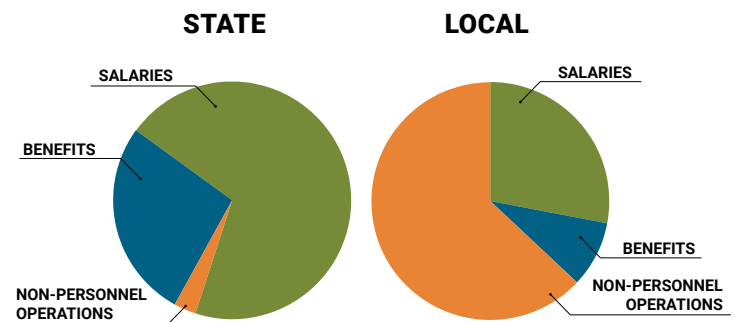
VALUE OF 1-MILL
For Your School System

\$137,205

School System Spending

How did your school system spend state & local dollars?¹

	STATE SPENDING ^{2,3}	LOCAL SPENDING ²
SALARIES	\$8,235,688	\$1,400,146
BENEFITS	\$3,180,891	\$408,814
NON-PERSONNEL OPERATIONS ³	\$314,695	\$3,123,065
TOTAL	\$11,731,274	\$4,932,024



**ONLY 3% OF STATE FUNDING GOES TO
NON-PERSONNEL OPERATIONS**

¹ Revenues and expenditures may contain nominal variances

² Does not include debt service or capital outlay

³ Includes 10-mill match

State Instructional Support

FY08 FY19

Classroom Materials & Supplies	\$525	\$536
Technology	\$350	\$300
Library Enhancements	\$200	\$96
Professional Development	\$90	\$90
Textbooks	\$75	\$70
Common Purchases	\$200	\$0

SYSTEM DEBT

TOTAL DEBT*

\$2,063,708

DEBT PER STUDENT

\$1,068

* The debt totals in system audit reports may differ due to audit adjustments



ALABAMA
ASSOCIATION OF
SCHOOL BOARDS

Sally Smith, J.D.
Executive Director

Lissa Tucker, J.D.
Director of Government Relations

43 SOUTH JACKSON STREET
MONTGOMERY, ALABAMA 36104

1-800-562-0601 | ALABAMASCHOOLBOARDS.ORG

@alaschoolboards

facebook.com/alabamaschoolboards