



GENEVA CITY






SCHOOL SYSTEM SNAPSHOT: 2019 EDITION*

511 Panther Drive | Geneva, AL 36340 | (334) 684-1090

Superintendent | Ronald L. Snell

Board Members | Ron Justice, Rev. Russell Clausell, Sr., Michael Booth, Karen Simmons, Tonya Roney

By the Numbers

	Schools¹	3
	Students/ADM²	1,273
	Free & Reduced Lunch	54.37%
	Community Eligibility Program	41%
	Number of Route Buses³	10
	State Funded Buses	100%
	Students Bused	545
	Full-Time Employees	152
	Teachers	82
	Principals/ Assistant Principals	6
	Counselors	3
	Librarians	3
	Other Certified Employees	5
	Support Personnel	53

¹ Schools with enrollment and Career Technical Education

² Average Daily Membership

³ Data collected in FY16 and used for FY17 funding

⁴ Calculation excludes Transportation Fleet Renewal and PSF Capital Outlay



\$921,301

Cost of One Month's
Operation⁴

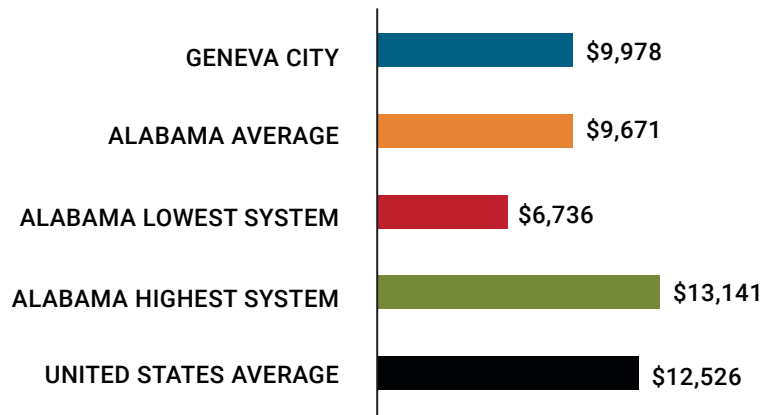


2.36

Number of Months
Reserve Balance

Compare Your School System

Total Per-Pupil Expenditures (PPE)



Geneva City Rank

Among 137 Alabama School Systems

Federal PPE Rank **104**

State PPE Rank **13**

Local PPE Rank **54**

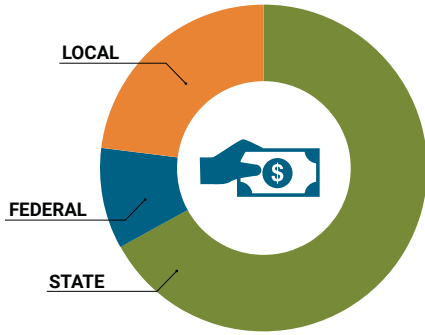


OVERALL SYSTEM RANK 44

* THIS REPORT INCLUDES FISCAL YEAR 2017 DATA.

School System Revenue

How was your school system funded?¹



\$8,188,505 STATE 67%

\$1,289,096 FEDERAL 10%

\$2,805,587 LOCAL 23%

— \$389,380

Local 10-Mill Match

\$2,416,207 AVAILABLE LOCAL REVENUE

VALUE OF 1-MILL
For Your School System

\$38,938

School System Spending

How did your school system spend state & local dollars?¹

	STATE SPENDING ^{2,3}	LOCAL SPENDING ²
SALARIES	\$5,588,875	\$601,154
BENEFITS	\$2,259,277	\$170,255
NON-PERSONNEL OPERATIONS ³	\$1,238,484	\$1,508,638
TOTAL	\$9,086,636	\$2,280,047



ONLY 14% OF STATE FUNDING GOES TO
NON-PERSONNEL OPERATIONS

¹ Revenues and expenditures may contain nominal variances

² Does not include debt service or capital outlay

³ Includes 10-mill match

State Instructional Support

FY08 FY19

Classroom Materials & Supplies	\$525	\$536
Technology	\$350	\$300
Library Enhancements	\$200	\$96
Professional Development	\$90	\$90
Textbooks	\$75	\$70
Common Purchases	\$200	\$0

SYSTEM DEBT

TOTAL DEBT*

\$1,877,750

DEBT PER STUDENT

\$1,475

* The debt totals in system audit reports may differ due to audit adjustments



ALABAMA
ASSOCIATION OF
SCHOOL BOARDS

Sally Smith, J.D.
Executive Director

Lissa Tucker, J.D.
Director of Government Relations

43 SOUTH JACKSON STREET
MONTGOMERY, ALABAMA 36104

1-800-562-0601 | ALABAMASCHOOLBOARDS.ORG

@alchoolboards

facebook.com/alabamaschoolboards