



FLORENCE CITY






SCHOOL SYSTEM SNAPSHOT: 2019 EDITION*

P.O. Box 10 | Florence, AL 35631 | (256) 768-3015

Superintendent | Dr. Jimmy Shaw

Board Members | Bill Griffin, Laura F. Hardeman, Britton Watson, David K. Howard, Vicky Kirkman, William S. Gullett, Jr.

By the Numbers

	Schools¹	7
	Students/ADM²	4,422
	Free & Reduced Lunch	59.41%
	Community Eligibility Program	48%
	Number of Route Buses³	41
	State Funded Buses	56%
	Students Bused	1,347
	Full-Time Employees	516
	Teachers	314
	Principals/ Assistant Principals	16
	Counselors	13
	Librarians	7
	Other Certified Employees	9
	Support Personnel	157

¹ Schools with enrollment and Career Technical Education

² Average Daily Membership

³ Data collected in FY16 and used for FY17 funding

⁴ Calculation excludes Transportation Fleet Renewal and PSF Capital Outlay



\$3,359,562

Cost of One Month's
Operation⁴

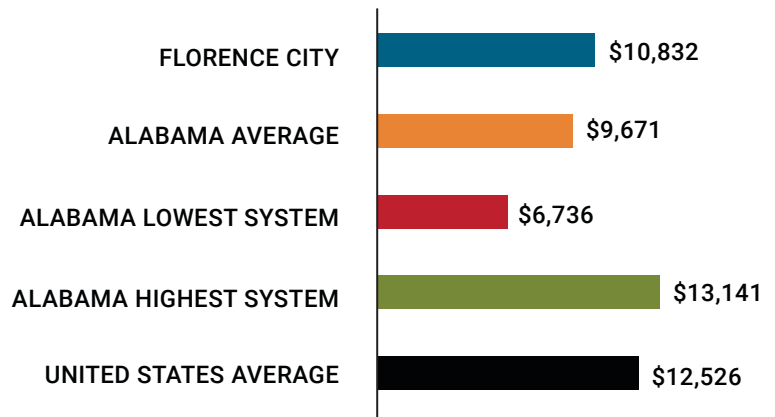


2.74

Number of Months
Reserve Balance

Compare Your School System

Total Per-Pupil Expenditures (PPE)



Florence City Rank

Among 137 Alabama School Systems

Federal PPE Rank **77**

State PPE Rank **66**

Local PPE Rank **8**

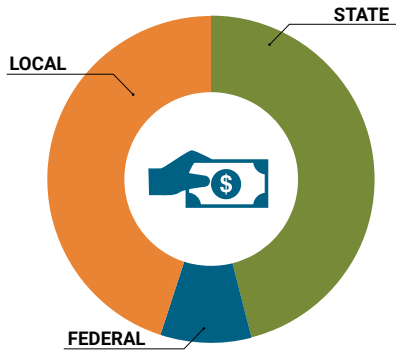


OVERALL SYSTEM RANK 18

* THIS REPORT INCLUDES FISCAL YEAR 2017 DATA.

School System Revenue

How was your school system funded?¹



\$25,439,048	STATE	46%
\$5,218,087	FEDERAL	9%
\$24,751,125	LOCAL	45%
— \$3,846,030	Local 10-Mill Match	
\$20,905,095	AVAILABLE LOCAL REVENUE	

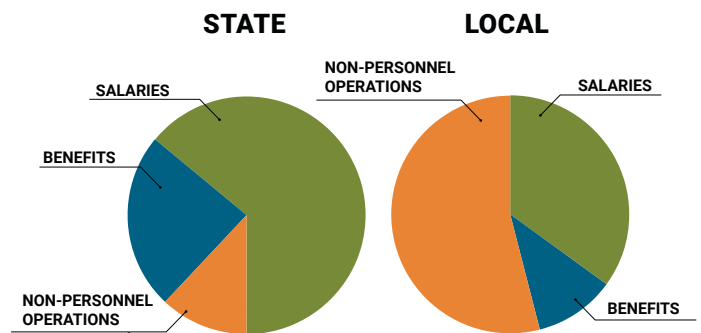
VALUE OF 1-MILL
For Your School System

\$384,603

School System Spending

How did your school system spend state & local dollars?¹

	STATE SPENDING ^{2,3}	LOCAL SPENDING ²
SALARIES	\$18,215,487	\$4,923,352
BENEFITS	\$6,867,871	\$1,540,058
NON-PERSONNEL OPERATIONS ³	\$3,535,012	\$7,450,385
TOTAL	\$28,618,370	\$13,913,796



ONLY 12% OF STATE FUNDING GOES TO NON-PERSONNEL OPERATIONS

¹ Revenues and expenditures may contain nominal variances

² Does not include debt service or capital outlay

³ Includes 10-mill match

State Instructional Support

FY08 FY19

Category	FY08	FY19
Classroom Materials & Supplies	\$525	\$536
Technology	\$350	\$300
Library Enhancements	\$200	\$96
Professional Development	\$90	\$90
Textbooks	\$75	\$70
Common Purchases	\$200	\$0

SYSTEM DEBT

TOTAL DEBT*

\$56,947,238

DEBT PER STUDENT

\$12,879

* The debt totals in system audit reports may differ due to audit adjustments



ALABAMA
ASSOCIATION OF
SCHOOL BOARDS

Sally Smith, J.D.
Executive Director

Lissa Tucker, J.D.
Director of Government Relations

43 SOUTH JACKSON STREET
MONTGOMERY, ALABAMA 36104

1-800-562-0601 | ALABAMASCHOOLBOARDS.ORG

@alaschoolboards

facebook.com/alabamaschoolboards