



ENTERPRISE CITY






SCHOOL SYSTEM SNAPSHOT: 2019 EDITION*

P.O. Box 311790 | Enterprise, AL 36331 | (334) 347-9531

Superintendent | Gregory Faught

Board Members | Dorothy Richardson, Dr. Daniel Whitaker, Rodrick Caldwell, Robert Doerer, Michael R. Clark

By the Numbers

	Schools¹	9
	Students/ADM²	6,962
	Free & Reduced Lunch	44.51%
	Community Eligibility Program	30%
	Number of Route Buses³	67
	State Funded Buses	100%
	Students Bused	2,767
	Full-Time Employees	808
	Teachers	413
	Principals/ Assistant Principals	24
	Counselors	14
	Librarians	10
	Other Certified Employees	27
	Support Personnel	320

¹ Schools with enrollment and Career Technical Education

² Average Daily Membership

³ Data collected in FY16 and used for FY17 funding

⁴ Calculation excludes Transportation Fleet Renewal and PSF Capital Outlay



\$4,253,637

Cost of One Month's
Operation⁴

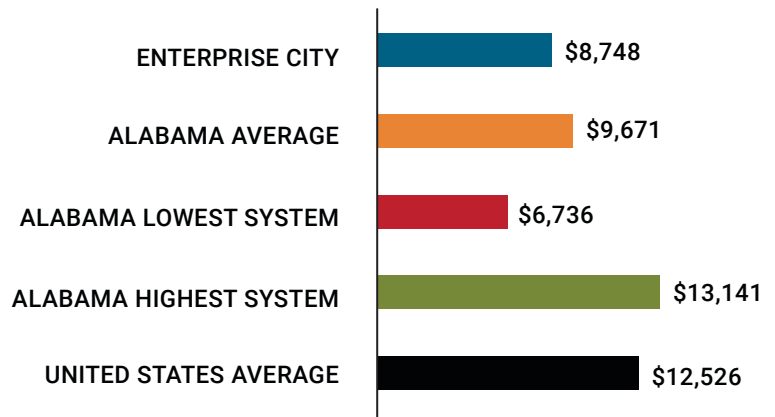


2.56

Number of Months
Reserve Balance

Compare Your School System

Total Per-Pupil Expenditures (PPE)



Enterprise City Rank

Among 137 Alabama School Systems

Federal PPE Rank **107**

State PPE Rank **118**

Local PPE Rank **63**

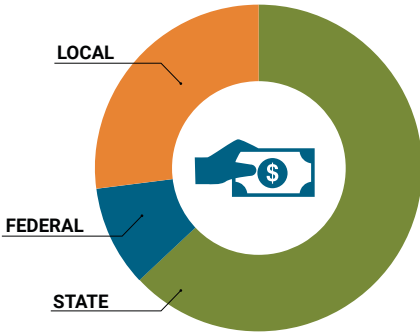


OVERALL SYSTEM RANK 120

* THIS REPORT INCLUDES FISCAL YEAR 2017 DATA.

School System Revenue

How was your school system funded?¹



\$41,647,642	STATE	63%
\$6,966,218	FEDERAL	10%
\$17,800,354	LOCAL	27%
— \$2,602,230	Local 10-Mill Match	
\$15,198,124	AVAILABLE LOCAL REVENUE	

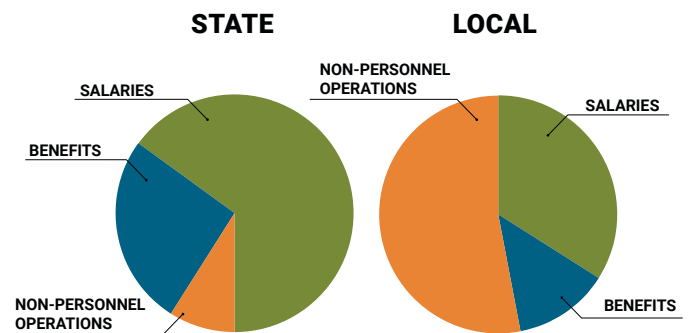
VALUE OF 1-MILL
For Your School System

\$260,223

School System Spending

How did your school system spend state & local dollars?¹

	STATE SPENDING ^{2,3}	LOCAL SPENDING ²
SALARIES	\$27,401,305	\$4,000,980
BENEFITS	\$11,173,625	\$1,542,614
NON-PERSONNEL OPERATIONS ³	\$3,828,108	\$6,336,236
TOTAL	\$42,403,038	\$11,879,830



**ONLY 9% OF STATE FUNDING GOES TO
NON-PERSONNEL OPERATIONS**

¹ Revenues and expenditures may contain nominal variances

² Does not include debt service or capital outlay

³ Includes 10-mill match

State Instructional Support

FY08 FY19

Classroom Materials & Supplies	\$525	\$536
Technology	\$350	\$300
Library Enhancements	\$200	\$96
Professional Development	\$90	\$90
Textbooks	\$75	\$70
Common Purchases	\$200	\$0

SYSTEM DEBT

TOTAL DEBT*

\$13,029,060

DEBT PER STUDENT

\$1,871

* The debt totals in system audit reports may differ due to audit adjustments



ALABAMA
ASSOCIATION OF
SCHOOL BOARDS

Sally Smith, J.D.
Executive Director

Lissa Tucker, J.D.
Director of Government Relations

43 SOUTH JACKSON STREET
MONTGOMERY, ALABAMA 36104

1-800-562-0601 | ALABAMASCHOOLBOARDS.ORG

@alchoolboards

facebook.com/alabamaschoolboards