



CHICKASAW CITY






SCHOOL SYSTEM SNAPSHOT: 2019 EDITION*

201 N. Craft Hwy | Chickasaw, AL 36611 | (251) 380-8119

Superintendent Joe Walters

Board Members Barry Broadhead, Elizabeth Grizzle, James C. Trout, Jenny Parker, Leslie Weaver-Martin

By the Numbers

	Schools¹	3
	Students/ADM²	1,025
	Free & Reduced Lunch	72.02%
	Community Eligibility Program	78%
	Number of Route Buses³	7
	State Funded Buses	43%
	Students Bused	402
	Full-Time Employees	119
	Teachers	62
	Principals/ Assistant Principals	3
	Counselors	3
	Librarians	2
	Other Certified Employees	6
	Support Personnel	43

¹ Schools with enrollment and Career Technical Education

² Average Daily Membership

³ Data collected in FY16 and used for FY17 funding

⁴ Calculation excludes Transportation Fleet Renewal and PSF Capital Outlay



\$661,147

Cost of One Month's
Operation⁴

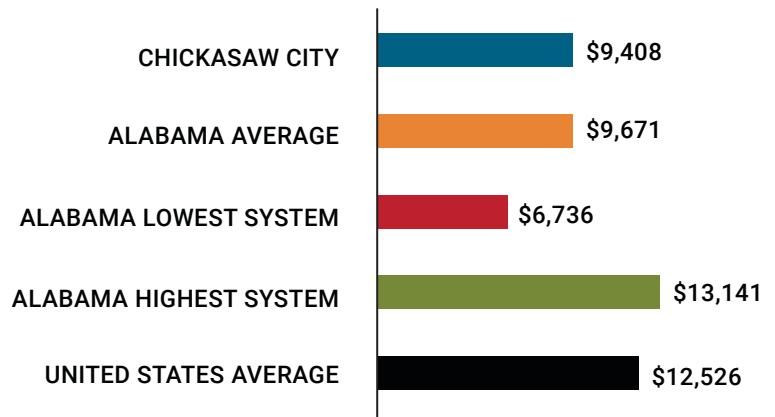


0.66

Number of Months
Reserve Balance

Compare Your School System

Total Per-Pupil Expenditures (PPE)



Chickasaw City Rank

Among 137 Alabama School Systems

Federal PPE Rank **34**

State PPE Rank **109**

Local PPE Rank **57**

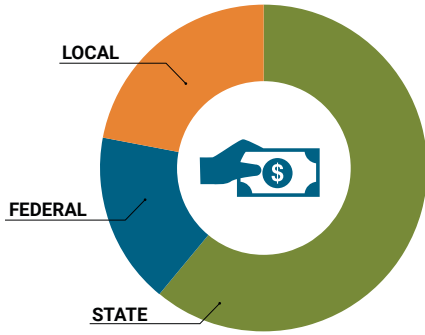


OVERALL SYSTEM RANK **75**

* THIS REPORT INCLUDES FISCAL YEAR 2017 DATA.

School System Revenue

How was your school system funded?¹



\$6,058,824 STATE 61%

\$1,673,887 FEDERAL 17%

\$2,160,999 LOCAL 22%

— \$465,940 Local 10-Mill Match

\$1,695,059 AVAILABLE LOCAL REVENUE

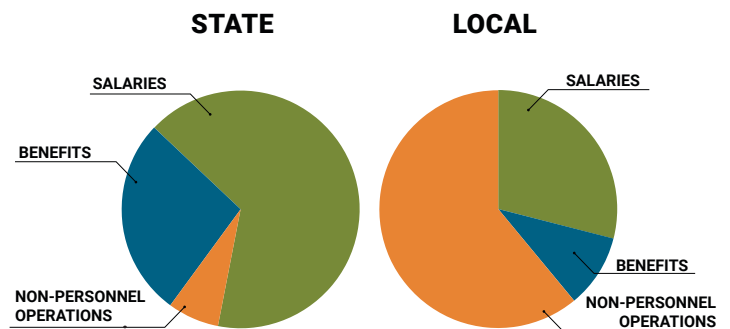
VALUE OF 1-MILL
For Your School System

\$46,594

School System Spending

How did your school system spend state & local dollars?¹

	STATE SPENDING ^{2,3}	LOCAL SPENDING ²
SALARIES	\$4,242,206	\$527,036
BENEFITS	\$1,764,892	\$175,201
NON-PERSONNEL OPERATIONS ³	\$428,788	\$1,139,241
TOTAL	\$6,435,887	\$1,841,477



**ONLY 7% OF STATE FUNDING GOES TO
NON-PERSONNEL OPERATIONS**

¹ Revenues and expenditures may contain nominal variances

² Does not include debt service or capital outlay

³ Includes 10-mill match

State Instructional Support

FY08 FY19

Classroom Materials & Supplies	\$525	\$536
Technology	\$350	\$300
Library Enhancements	\$200	\$96
Professional Development	\$90	\$90
Textbooks	\$75	\$70
Common Purchases	\$200	\$0

SYSTEM DEBT

TOTAL DEBT*

\$1,004,287

DEBT PER STUDENT

\$980

* The debt totals in system audit reports may differ due to audit adjustments



ALABAMA
ASSOCIATION OF
SCHOOL BOARDS

Sally Smith, J.D.
Executive Director

Lissa Tucker, J.D.
Director of Government Relations

43 SOUTH JACKSON STREET
MONTGOMERY, ALABAMA 36104

1-800-562-0601 | ALABAMASCHOOLBOARDS.ORG

@alaschoolboards

facebook.com/alabamaschoolboards