



BIRMINGHAM CITY






SCHOOL SYSTEM SNAPSHOT: 2019 EDITION*

2015 Park Place N. | Birmingham, AL 35203 | (205) 231-4220

Superintendent | Dr. Lisa N. Herring

Board Members | Patricia S. McAtory, Dr. Douglas Ragland, Mary Boehm, Sonja Smith, Michael Millsap, Sandra Brown, Daagye Hendricks, Cheri Gardner, Teresa Michal

By the Numbers

	Schools¹	43
	Students/ADM²	23,559
	Free & Reduced Lunch	65.05%
	Community Eligibility Program	69%
	Number of Route Buses³	132
	State Funded Buses	100%
	Students Bused	7,066
	Full-Time Employees	2,766
	Teachers	1,543
	Principals/ Assistant Principals	98
	Counselors	53
	Librarians	44
	Other Certified Employees	98
	Support Personnel	930

¹ Schools with enrollment and Career Technical Education

² Average Daily Membership

³ Data collected in FY16 and used for FY17 funding

⁴ Calculation excludes Transportation Fleet Renewal and PSF Capital Outlay



\$18,071,629

Cost of One Month's
Operation⁴

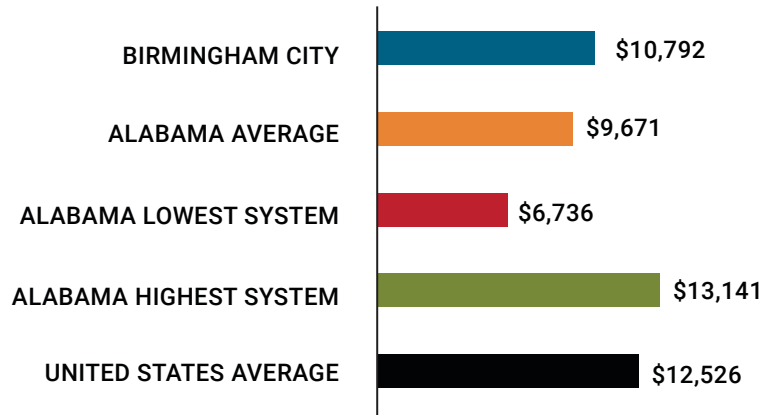


3.14

Number of Months
Reserve Balance

Compare Your School System

Total Per-Pupil Expenditures (PPE)



Birmingham City Rank

Among 137 Alabama School Systems

Federal PPE Rank **19**

State PPE Rank **76**

Local PPE Rank **22**

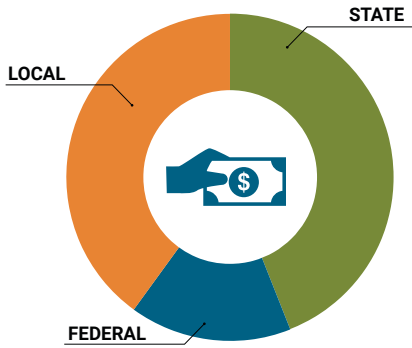


OVERALL SYSTEM RANK 20

* THIS REPORT INCLUDES FISCAL YEAR 2017 DATA.

School System Revenue

How was your school system funded?¹



\$128,865,505 STATE 44%

\$45,727,072 FEDERAL 16%

\$114,773,034 LOCAL 40%

— \$27,498,500 Local 10-Mill Match

\$87,274,534 AVAILABLE LOCAL REVENUE

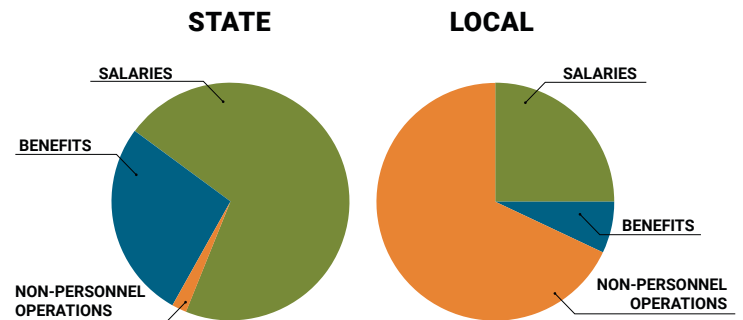
VALUE OF 1-MILL
For Your School System

\$2,749,850

School System Spending

How did your school system spend state & local dollars?¹

	STATE SPENDING ^{2,3}	LOCAL SPENDING ²
SALARIES	\$107,849,383	\$15,823,679
BENEFITS	\$40,609,268	\$4,621,750
NON-PERSONNEL OPERATIONS ³	\$3,773,743	\$43,343,893
TOTAL	\$152,232,393	\$63,789,323



ONLY 2% OF STATE FUNDING GOES TO
NON-PERSONNEL OPERATIONS

¹ Revenues and expenditures may contain nominal variances

² Does not include debt service or capital outlay

³ Includes 10-mill match

State Instructional Support

FY08 FY19

Classroom Materials & Supplies	\$525	\$536
Technology	\$350	\$300
Library Enhancements	\$200	\$96
Professional Development	\$90	\$90
Textbooks	\$75	\$70
Common Purchases	\$200	\$0

SYSTEM DEBT

TOTAL DEBT*

\$12,595,688

DEBT PER STUDENT

\$535

* The debt totals in system audit reports may differ due to audit adjustments



ALABAMA
ASSOCIATION OF
SCHOOL BOARDS

Sally Smith, J.D.
Executive Director

Lissa Tucker, J.D.
Director of Government Relations

43 SOUTH JACKSON STREET
MONTGOMERY, ALABAMA 36104

1-800-562-0601 | ALABAMASCHOOLBOARDS.ORG

@alchoolboards

facebook.com/alabamaschoolboards