



ATTALLA CITY






SCHOOL SYSTEM SNAPSHOT: 2019 EDITION*

101 Case Avenue | Attalla, AL 35954 | (256) 538-8051

Superintendent | Jeff Colegrove

Board Members | Gary A. Huff, Deborah A. Dixon, Jack D. Smith, Wyman Cash, Rev. Preston Nix

By the Numbers

	Schools¹	3
	Students/ADM²	1,694
	Free & Reduced Lunch	62.26%
	Community Eligibility Program	47%
	Number of Route Buses³	12
	State Funded Buses	67%
	Students Bused	511
	Full-Time Employees	195
	Teachers	109
	Principals/ Assistant Principals	5
	Counselors	4
	Librarians	3
	Other Certified Employees	5
	Support Personnel	69

¹ Schools with enrollment and Career Technical Education

² Average Daily Membership

³ Data collected in FY16 and used for FY17 funding

⁴ Calculation excludes Transportation Fleet Renewal and PSF Capital Outlay



\$1,059,969

Cost of One Month's
Operation⁴

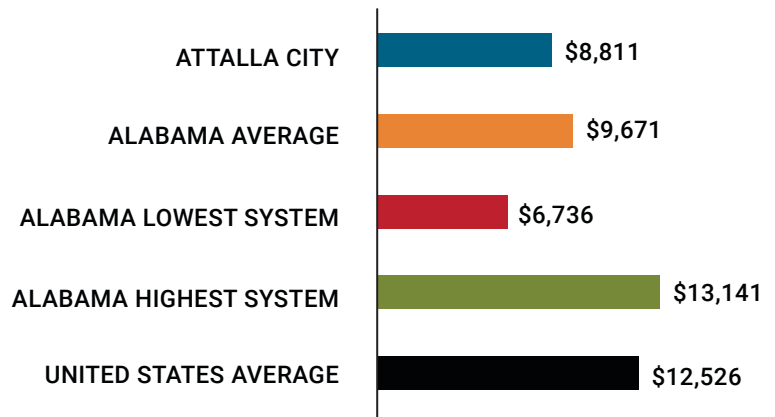


1.00

Number of Months
Reserve Balance

Compare Your School System

Total Per-Pupil Expenditures (PPE)



Attalla City Rank

Among 137 Alabama School Systems

Federal PPE Rank **71**

State PPE Rank **94**

Local PPE Rank **95**

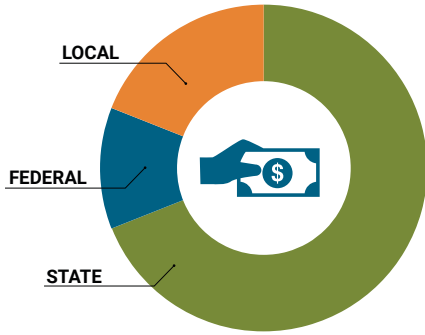


OVERALL SYSTEM RANK 116

* THIS REPORT INCLUDES FISCAL YEAR 2017 DATA.

School System Revenue

How was your school system funded?¹



\$10,954,350 STATE 69%

\$1,899,150 FEDERAL 12%

\$2,980,931 LOCAL 19%

— \$534,520

Local 10-Mill Match

\$2,446,411 AVAILABLE LOCAL REVENUE

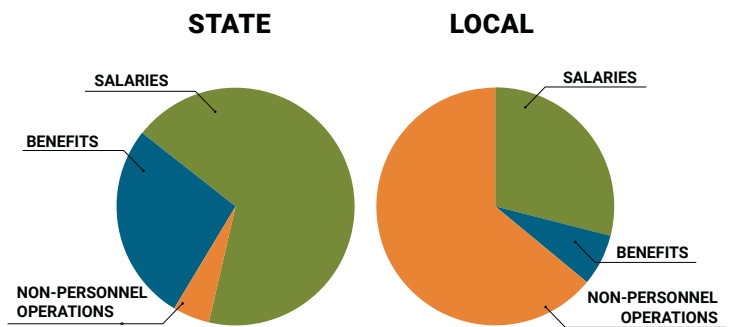
VALUE OF 1-MILL
For Your School System

\$53,452

School System Spending

How did your school system spend state & local dollars?¹

	STATE SPENDING ^{2,3}	LOCAL SPENDING ²
SALARIES	\$7,255,327	\$668,463
BENEFITS	\$2,878,578	\$149,863
NON-PERSONNEL OPERATIONS ³	\$512,480	\$1,473,703
TOTAL	\$10,646,384	\$2,292,029



ONLY 5% OF STATE FUNDING GOES TO
NON-PERSONNEL OPERATIONS

¹ Revenues and expenditures may contain nominal variances

² Does not include debt service or capital outlay

³ Includes 10-mill match

State Instructional Support

FY08 FY19

Classroom Materials & Supplies	\$525	\$536
Technology	\$350	\$300
Library Enhancements	\$200	\$96
Professional Development	\$90	\$90
Textbooks	\$75	\$70
Common Purchases	\$200	\$0

SYSTEM DEBT

TOTAL DEBT*

\$12,347,598

DEBT PER STUDENT

\$7,289

* The debt totals in system audit reports may differ due to audit adjustments



ALABAMA
ASSOCIATION OF
SCHOOL BOARDS

Sally Smith, J.D.
Executive Director

Lissa Tucker, J.D.
Director of Government Relations

43 SOUTH JACKSON STREET
MONTGOMERY, ALABAMA 36104

1-800-562-0601 | ALABAMASCHOOLBOARDS.ORG

@alascoolboards

facebook.com/alabamaschoolboards