



ALEXANDER CITY






SCHOOL SYSTEM SNAPSHOT: 2019 EDITION*

375 Lee Street | Alexander City, AL 35010 | (256) 329-6541

Superintendent | Dr. J. Darrell Cooper

Board Members | David Sturdivant, Michael D. Ransaw, Dorothea Walker, Kelly W. Waldrop, Denise Bates

By the Numbers

	Schools¹	5
	Students/ADM²	2,990
	Free & Reduced Lunch	54.32%
	Community Eligibility Program	45%
	Number of Route Buses³	22
	State Funded Buses	86%
	Students Bused	2,306
	Full-Time Employees	339
	Teachers	213
	Principals/ Assistant Principals	12
	Counselors	8
	Librarians	5
	Other Certified Employees	8
	Support Personnel	93

¹ Schools with enrollment and Career Technical Education

² Average Daily Membership

³ Data collected in FY16 and used for FY17 funding

⁴ Calculation excludes Transportation Fleet Renewal and PSF Capital Outlay



\$2,004,085

Cost of One Month's
Operation⁴

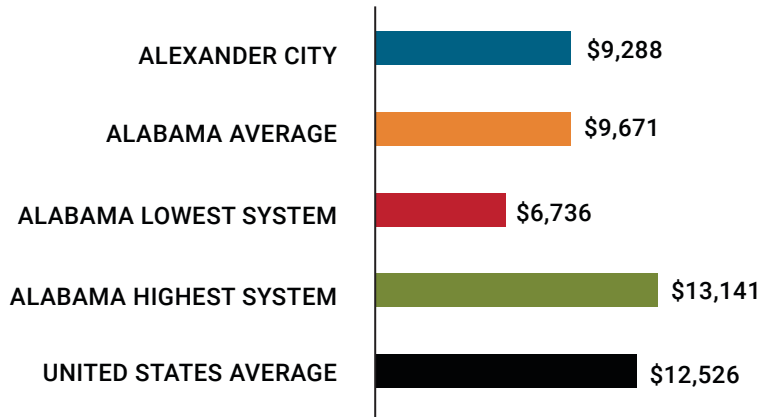


3.52

Number of Months
Reserve Balance

Compare Your School System

Total Per-Pupil Expenditures (PPE)



Alexander City Rank

Among 137 Alabama School Systems

Federal PPE Rank **54**

State PPE Rank **91**

Local PPE Rank **67**

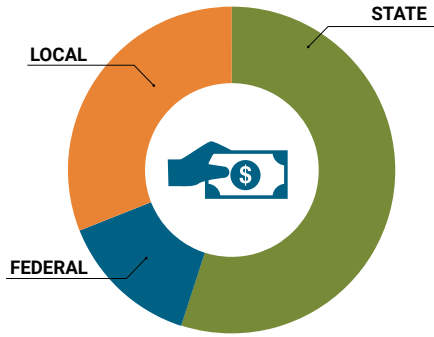


OVERALL SYSTEM RANK **87**

* THIS REPORT INCLUDES FISCAL YEAR 2017 DATA.

School System Revenue

How was your school system funded?¹



\$17,650,287	STATE	55%
\$4,365,855	FEDERAL	14%
\$9,929,209	LOCAL	31%
— \$2,355,850	Local 10-Mill Match	
\$7,573,359	AVAILABLE LOCAL REVENUE	

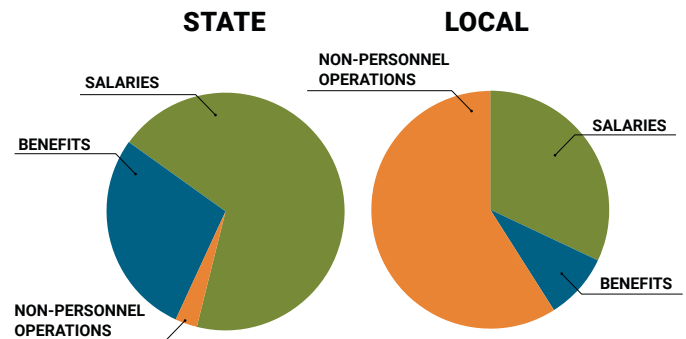
VALUE OF 1-MILL
For Your School System

\$235,585

School System Spending

How did your school system spend state & local dollars?¹

	STATE SPENDING ^{2,3}	LOCAL SPENDING ²
SALARIES	\$13,370,956	\$1,721,684
BENEFITS	\$5,290,980	\$504,269
NON-PERSONNEL OPERATIONS ³	\$552,320	\$3,147,184
TOTAL	\$19,214,256	\$5,373,137



**ONLY 3% OF STATE FUNDING GOES TO
NON-PERSONNEL OPERATIONS**

¹ Revenues and expenditures may contain nominal variances

² Does not include debt service or capital outlay

³ Includes 10-mill match

State Instructional Support

FY08 FY19

Classroom Materials & Supplies	\$525	\$536
Technology	\$350	\$300
Library Enhancements	\$200	\$96
Professional Development	\$90	\$90
Textbooks	\$75	\$70
Common Purchases	\$200	\$0

SYSTEM DEBT

TOTAL DEBT*

\$7,640,606

DEBT PER STUDENT

\$2,556

* The debt totals in system audit reports may differ due to audit adjustments



ALABAMA
ASSOCIATION OF
SCHOOL BOARDS

Sally Smith, J.D.
Executive Director

Lissa Tucker, J.D.
Director of Government Relations

43 SOUTH JACKSON STREET
MONTGOMERY, ALABAMA 36104

1-800-562-0601 | ALABAMASCHOOLBOARDS.ORG

@alaschoolboards

facebook.com/alabamaschoolboards