



TALLAPOOSA COUNTY SCHOOL SYSTEM SNAPSHOT: 2024 EDITION*

679 E. Columbus Street | Dadeville, AL 36853 | (256) 825-0746

Superintendent Raymond Porter

Board Members Michael Carter, Carla Talton, Linda Daniel, Matilda Woodyard-Hamilton J.D., Martin Johnson

\$3,012,006
Cost of One Month's Operation/General Fund

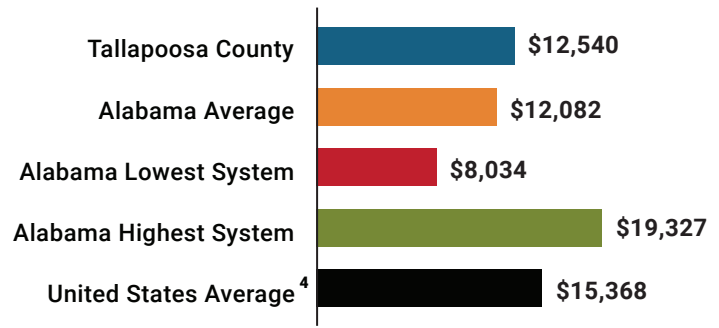
0.80
Number of Months Reserve Balance

By the Numbers

- Schools**¹ 6
- Students/ADM**² 2,703
- Free & Reduced Lunch** 55%
- Community Eligibility Program** 44%
- Number of Route Buses**³ 47
 - Buses 10 yrs. old or less 98%
 - Students Bused 1,756
- Full-Time Employees** 388
 - Teachers 192
 - Principals/Assistant Principals 11
 - Counselors 7
 - Librarians 5
 - Other Certified Employees 13
 - Support Personnel 160

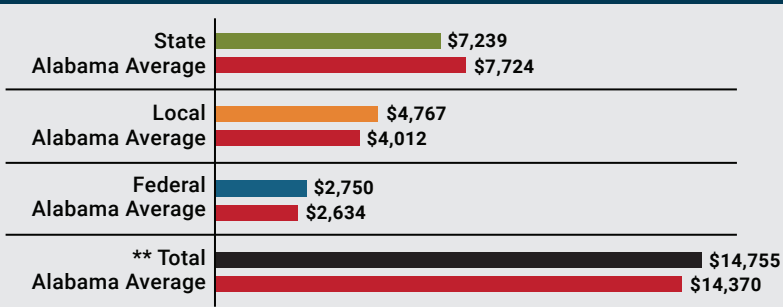
¹ Schools with enrollment, including Alternative and Career Technical Education
² Average Daily Membership (includes virtual students)
³ Data collected in 2022 and used for FY24 funding
⁴ 2022-2023 NEA Rankings of the States

Total Per-Pupil Expenditures (PPE)



Per-Pupil Revenue Sources

Tallapoosa County Revenue Sources



**Total Revenue Among 138 School Systems



123 STATE RANK

28 LOCAL RANK

71 FEDERAL RANK

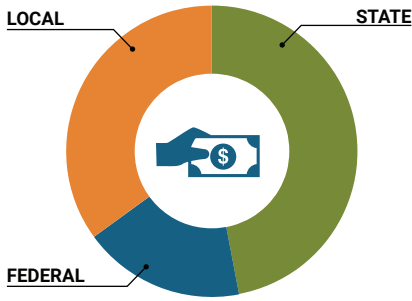
OVERALL SYSTEM RANK 60

LEAs with a substantial increase in reported ADM may show lower rankings since additional revenues reflecting those increases in ADM are not received until the following fiscal year.

* THIS REPORT INCLUDES FISCAL YEAR 2022 DATA

School System Revenue

How was your school system funded?¹



\$19,566,042	STATE	47%
\$7,432,822	FEDERAL	18%
\$14,351,407	LOCAL	35%
— \$5,067,750	Local 10-Mill Match	
\$9,283,657	AVAILABLE LOCAL REVENUE	

VALUE OF 1-MILL For Your School System

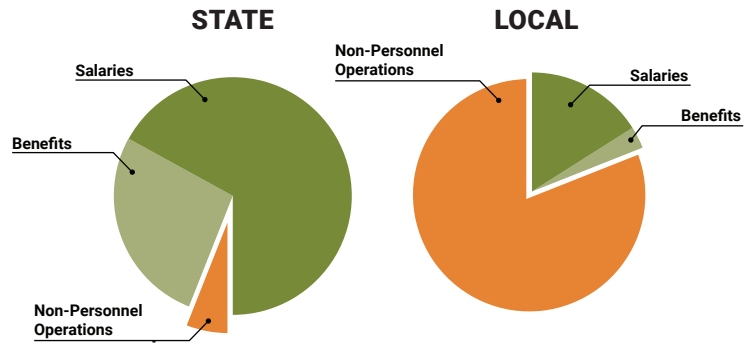


School System Spending

How did your school system spend state & local dollars?¹

	STATE SPENDING ^{2,3}	LOCAL SPENDING ²
Salaries	\$14,646,580	\$1,031,944
Benefits	\$5,658,460	\$201,863
Non-Personnel Operations	\$1,578,922	\$5,264,910
TOTAL	\$21,883,962	\$6,498,717

¹ Revenues and expenditures may contain nominal variances due to rounding
² Does not include debt service or capital outlay
³ Includes 10-mill match
⁴ Such as utilities, operations & maintenance, etc.



Only 7% of state funding is available for non-personnel expenditures⁴

Instructional Support



Educational Advancement & Technology Fund⁵



⁵ These one-time supplemental funds may be used for repairs and deferred maintenance, capital outlay, classroom instructional supplies, insurance for facilities, transportation, technology and school safety. For FY23, there was no EAT allocation for school systems.

System Debt

TOTAL DEBT⁶	DEBT PER STUDENT
\$38,107,907	\$14,098

⁶ The debt totals in system audit reports may differ due to audit adjustments.



ALABAMA ASSOCIATION OF SCHOOL BOARDS

Sally Smith, J.D.
Executive Director

Tracey A. Meyer
Governmental Relations Coordinator

43 South Jackson Street
Montgomery, Alabama 36104

1-800-562-0601 | AlabamaSchoolBoards.org

@AlaSchoolBoards Facebook.com/AlabamaSchoolBoards