



RUSSELL COUNTY

SCHOOL SYSTEM SNAPSHOT: 2024 EDITION*


P.O. Box 400 | Phenix City, AL 36868 | (334) 468-5540


Superintendent

Dr. Brenda Coley






Board Members

Keith Mitchell, Kenneth Barnes, Barbara Clark, Tommy Pugh, Timothy Simpson, Chelsea Kite Smith, Joseph Williams

 **\$2,748,295**
Cost of One Month's
Operation/General Fund

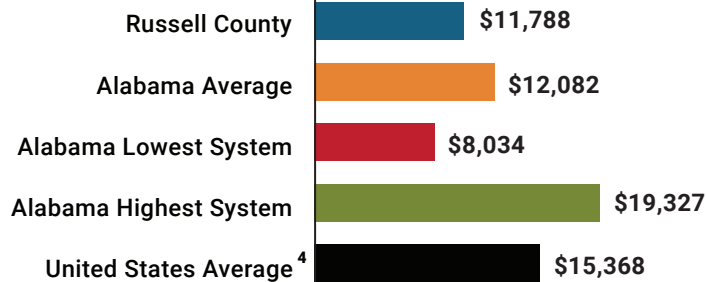
 **3.89**
Number of Months
Reserve Balance

By the Numbers

	Schools ¹	7
	Students/ADM ²	3,550
	Free & Reduced Lunch.....	44%
	Community Eligibility Program.....	39%
	Number of Route Buses ³	62
	Buses 10 yrs. old or less.....	84%
	Students Bused.....	2,303
	Full-Time Employees.....	476
	Teachers.....	223
	Principals/ Assistant Principals.....	16
	Counselors.....	9
	Librarians.....	7
	Other Certified Employees.....	17
	Support Personnel.....	204

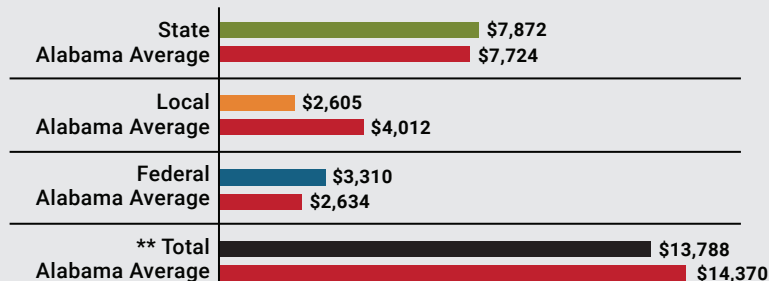
¹ Schools with enrollment, including Alternative and Career Technical Education
² Average Daily Membership (includes virtual students)
³ Data collected in 2022 and used for FY24 funding
⁴ 2022-2023 NEA Rankings of the States

Total Per-Pupil Expenditures (PPE)



Per-Pupil Revenue Sources

Russell County Revenue Sources



**Total Revenue Among 138 School Systems



85
STATE
RANK

92
LOCAL
RANK

45
FEDERAL
RANK

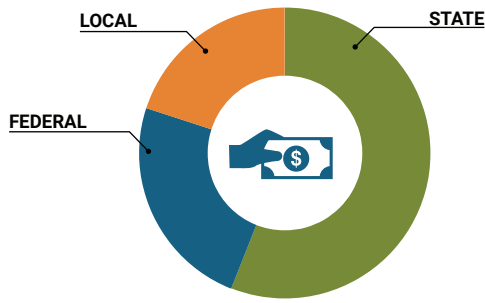
OVERALL SYSTEM RANK 86

LEAs with a substantial increase in reported ADM may show lower rankings since additional revenues reflecting those increases in ADM are not received until the following fiscal year.

* THIS REPORT INCLUDES FISCAL YEAR 2022 DATA

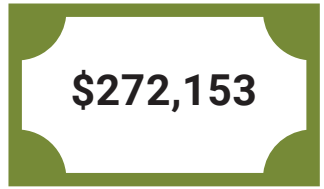
School System Revenue

How was your school system funded?¹



\$27,946,493	STATE	56%
\$11,752,075	FEDERAL	24%
\$10,226,780	LOCAL	20%
— \$2,721,530	Local 10-Mill Match	
\$7,505,250	AVAILABLE LOCAL REVENUE	

VALUE OF 1-MILL For Your School System

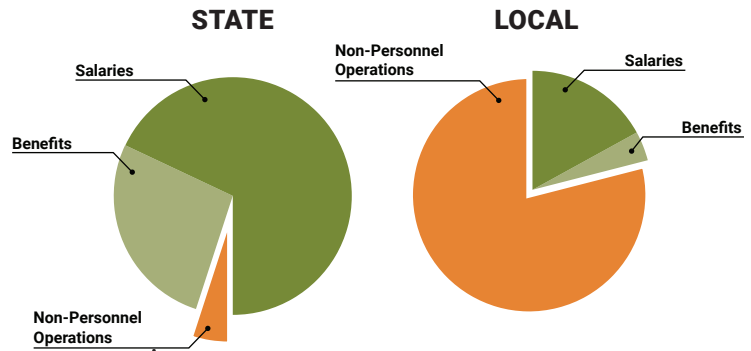


School System Spending

How did your school system spend state & local dollars?¹

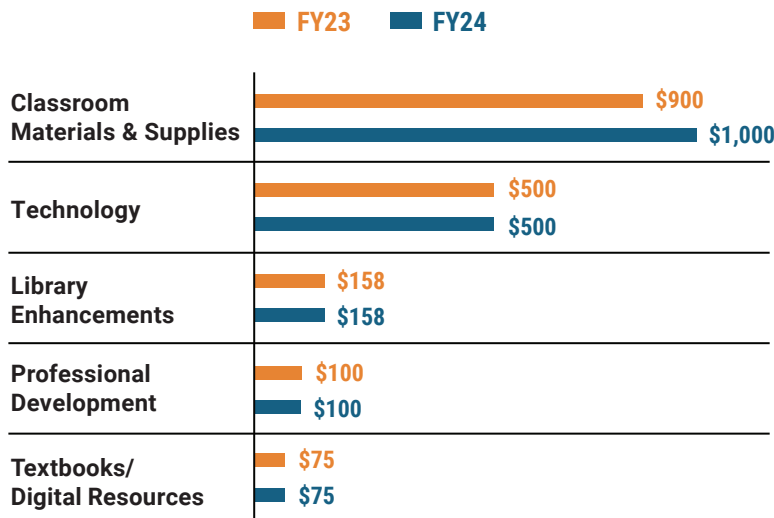
	STATE SPENDING ^{2,3}	LOCAL SPENDING ²
Salaries	\$17,683,297	\$988,466
Benefits	\$7,127,245	\$225,497
Non-Personnel Operations	\$1,295,281	\$4,680,730
TOTAL	\$26,105,824	\$5,894,692

- ¹ Revenues and expenditures may contain nominal variances due to rounding
² Does not include debt service or capital outlay
³ Includes 10-mill match
⁴ Such as utilities, operations & maintenance, etc.



Only 5% of state funding is available for non-personnel expenditures⁴

Instructional Support



Educational Advancement & Technology Fund⁵



⁵ These one-time supplemental funds may be used for repairs and deferred maintenance, capital outlay, classroom instructional supplies, insurance for facilities, transportation, technology and school safety. For FY23, there was no EAT allocation for school systems.

System Debt

TOTAL DEBT⁶	DEBT PER STUDENT
\$18,698,870	\$5,267

⁶ The debt totals in system audit reports may differ due to audit adjustments.



ALABAMA ASSOCIATION OF SCHOOL BOARDS

Sally Smith, J.D.
Executive Director

Tracey A. Meyer
Governmental Relations Coordinator

43 South Jackson Street
Montgomery, Alabama 36104

1-800-562-0601 | AlabamaSchoolBoards.org

@AlaSchoolBoards Facebook.com/AlabamaSchoolBoards