



MOBILE COUNTY

SCHOOL SYSTEM SNAPSHOT: 2024 EDITION*

P.O. Box 180069 | Mobile, AL 36618 | (251) 221-4387

Superintendent

Chresal Threadgill

Board Members

Sherry Dillihay-McDade, Dr. Reginald Crenshaw, L. Douglas Harwell, Jr., Johnny Hatcher, Don Stringfellow

\$39,629,248
Cost of One Month's
Operation/General Fund

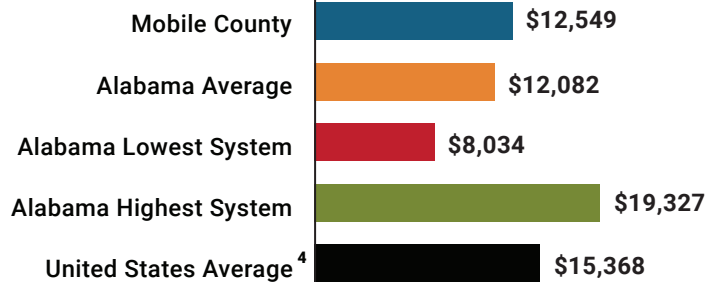
2.72
Number of Months
Reserve Balance

By the Numbers

	Schools ¹	84
	Students/ADM ²	49,923
	Free & Reduced Lunch.....	49%
	Community Eligibility Program.....	56%
	Number of Route Buses ³	579
	Buses 10 yrs. old or less.....	100%
	Students Bused.....	21,010
	Full-Time Employees.....	7,311
	Teachers.....	3,455
	Principals/ Assistant Principals.....	182
	Counselors.....	125
	Librarians.....	91
	Other Certified Employees.....	249
	Support Personnel.....	3,209

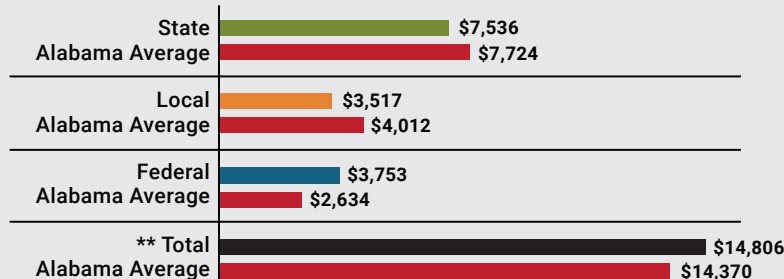
¹ Schools with enrollment, including Alternative and Career Technical Education
² Average Daily Membership (includes virtual students)
³ Data collected in 2022 and used for FY24 funding
⁴ 2022-2023 NEA Rankings of the States

Total Per-Pupil Expenditures (PPE)



Per-Pupil Revenue Sources

Mobile County Revenue Sources



**Total Revenue Among 138 School Systems



106
STATE
RANK

52
LOCAL
RANK

31
FEDERAL
RANK

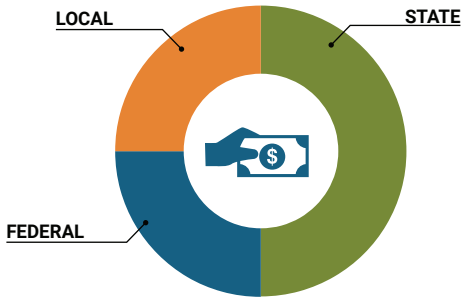
OVERALL SYSTEM RANK 57

LEAs with a substantial increase in reported ADM may show lower rankings since additional revenues reflecting those increases in ADM are not received until the following fiscal year.

* THIS REPORT INCLUDES FISCAL YEAR 2022 DATA

School System Revenue

How was your school system funded?¹



\$376,236,858	STATE	50%
\$187,361,144	FEDERAL	25%
\$191,227,485	LOCAL	25%
— \$53,740,890	Local 10-Mill Match	
\$137,486,595	AVAILABLE LOCAL REVENUE	

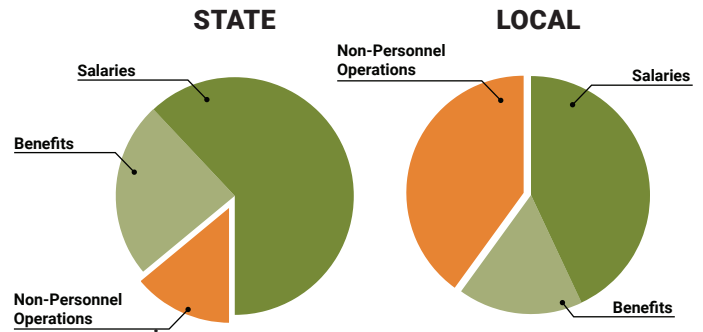
VALUE OF 1-MILL For Your School System

\$5,374,089

School System Spending

How did your school system spend state & local dollars?¹

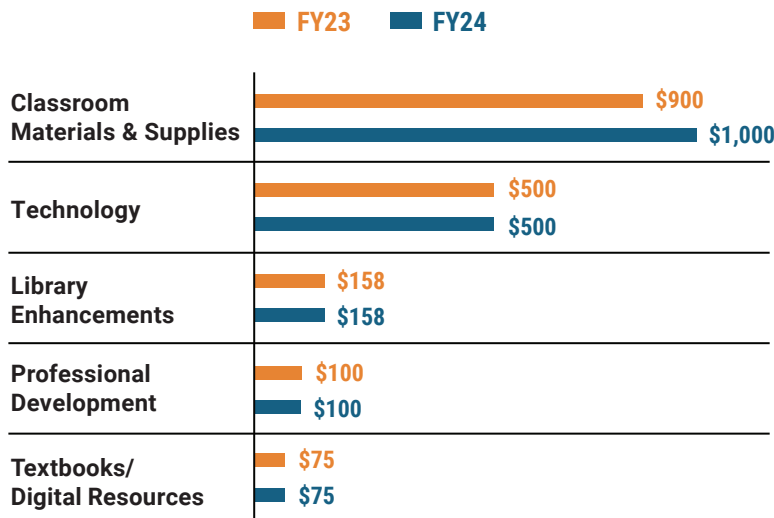
	STATE SPENDING ^{2,3}	LOCAL SPENDING ²
Salaries	\$243,882,376	\$34,043,807
Benefits	\$95,819,219	\$13,141,373
Non-Personnel Operations	\$53,191,620	\$32,012,973
TOTAL	\$392,893,215	\$79,198,154



Only 14% of state funding is available for non-personnel expenditures⁴

¹ Revenues and expenditures may contain nominal variances due to rounding
² Does not include debt service or capital outlay
³ Includes 10-mill match
⁴ Such as utilities, operations & maintenance, etc.

Instructional Support



Educational Advancement & Technology Fund⁵



⁵ These one-time supplemental funds may be used for repairs and deferred maintenance, capital outlay, classroom instructional supplies, insurance for facilities, transportation, technology and school safety. For FY23, there was no EAT allocation for school systems.

System Debt

TOTAL DEBT⁶	DEBT PER STUDENT
\$368,078,211	\$7,373

⁶ The debt totals in system audit reports may differ due to audit adjustments.



ALABAMA ASSOCIATION OF SCHOOL BOARDS

Sally Smith, J.D.
Executive Director

Tracey A. Meyer
Governmental Relations Coordinator

43 South Jackson Street
Montgomery, Alabama 36104

1-800-562-0601 | AlabamaSchoolBoards.org

@AlaSchoolBoards Facebook.com/AlabamaSchoolBoards