



MARENGO COUNTY

SCHOOL SYSTEM SNAPSHOT: 2024 EDITION*

P.O. Box 480339 | Linden, AL 36748 | (334) 295-2231

Superintendent

Luther Hallmark

Board Members

Rayvell Smith, Freddie Charleston, Lynda P. Joiner, John M. McAlpine, Jr.,
Chester Moore



\$873,211

Cost of One Month's
Operation/General Fund



2.22

Number of Months
Reserve Balance

By the Numbers



Schools¹ 3



Students/ADM² 910



Free & Reduced Lunch 50%
Community Eligibility Program 56%



Number of Route Buses³ 27

Buses 10 yrs. old or less 48%

Students Bused 804



Full-Time Employees 170

Teachers 75

Principals/
Assistant Principals 4

Counselors 3

Librarians 3

Other Certified Employees 8

Support Personnel 77

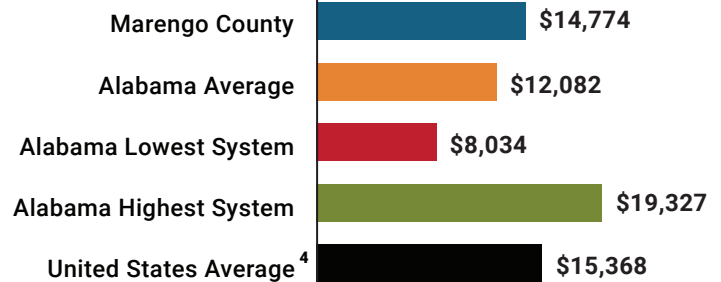
¹ Schools with enrollment, including Alternative and Career Technical Education

² Average Daily Membership (includes virtual students)

³ Data collected in 2022 and used for FY24 funding

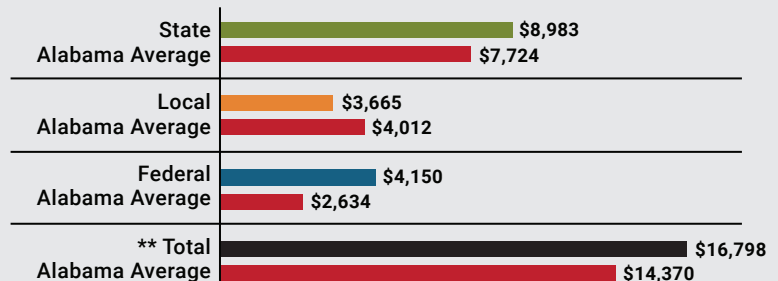
⁴ 2022-2023 NEA Rankings of the States

Total Per-Pupil Expenditures (PPE)



Per-Pupil Revenue Sources

Marengo County Revenue Sources



**Total Revenue Among 138 School Systems



20
STATE
RANK

47
LOCAL
RANK

24
FEDERAL
RANK

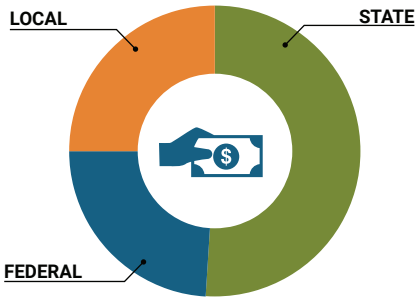
OVERALL SYSTEM RANK 20

LEAs with a substantial increase in reported ADM may show lower rankings since additional revenues reflecting those increases in ADM are not received until the following fiscal year.

* THIS REPORT INCLUDES FISCAL YEAR 2022 DATA

School System Revenue

How was your school system funded?¹



\$8,174,133	STATE	51%
\$3,776,646	FEDERAL	24%
\$3,937,792	LOCAL	25%
— \$1,423,390	Local 10-Mill Match	
\$2,514,402	AVAILABLE LOCAL REVENUE	

VALUE OF 1-MILL For Your School System

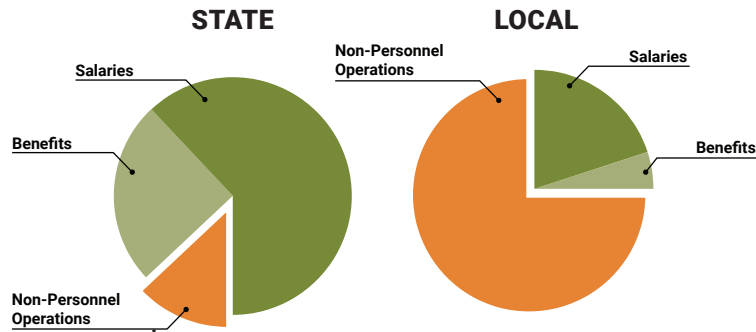


School System Spending

How did your school system spend state & local dollars?¹

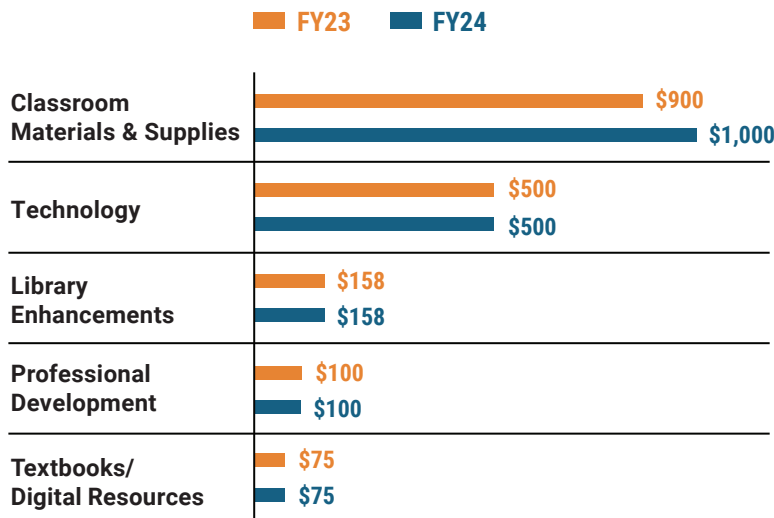
	STATE SPENDING ^{2,3}	LOCAL SPENDING ²
Salaries	\$5,647,514	\$252,910
Benefits	\$2,288,241	\$61,422
Non-Personnel Operations	\$1,129,626	\$952,049
TOTAL	\$9,065,382	\$1,266,382

¹ Revenues and expenditures may contain nominal variances due to rounding
² Does not include debt service or capital outlay
³ Includes 10-mill match
⁴ Such as utilities, operations & maintenance, etc.



Only 12% of state funding is available for non-personnel expenditures⁴

Instructional Support



Educational Advancement & Technology Fund⁵



⁵ These one-time supplemental funds may be used for repairs and deferred maintenance, capital outlay, classroom instructional supplies, insurance for facilities, transportation, technology and school safety. For FY23, there was no EAT allocation for school systems.

System Debt

TOTAL DEBT⁶	DEBT PER STUDENT
\$3,467,779	\$3,811

⁶ The debt totals in system audit reports may differ due to audit adjustments.



ALABAMA ASSOCIATION OF SCHOOL BOARDS

Sally Smith, J.D.
Executive Director

Tracey A. Meyer
Governmental Relations Coordinator

43 South Jackson Street
Montgomery, Alabama 36104

1-800-562-0601 | AlabamaSchoolBoards.org

@AlaSchoolBoards Facebook.com/AlabamaSchoolBoards