



ELMORE COUNTY

SCHOOL SYSTEM SNAPSHOT: 2024 EDITION*

P.O. Box 817 | Wetumpka, AL 36092 | (334) 567-1200


Superintendent

Richard Dennis






Board Members

Michael Morgan, Dolas Bain, Leisa Finley, Joey Holley, David Jones, Wendell Saxon, Brian Ward

 **\$8,366,960**
Cost of One Month's
Operation/General Fund

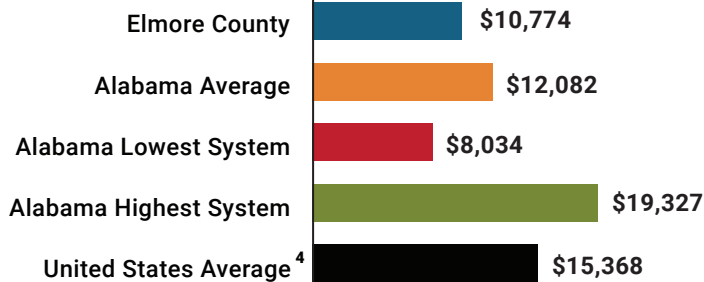
 **2.52**
Number of Months
Reserve Balance

By the Numbers

	Schools ¹	16
	Students/ADM ²	11,337
	Free & Reduced Lunch.....	42%
	Community Eligibility Program.....	35%
	Number of Route Buses ³	138
	Buses 10 yrs. old or less.....	99%
	Students Bused.....	6,413
	Full-Time Employees.....	1,364
	Teachers.....	687
	Principals/ Assistant Principals.....	44
	Counselors.....	26
	Librarians.....	16
	Other Certified Employees.....	43
	Support Personnel.....	548

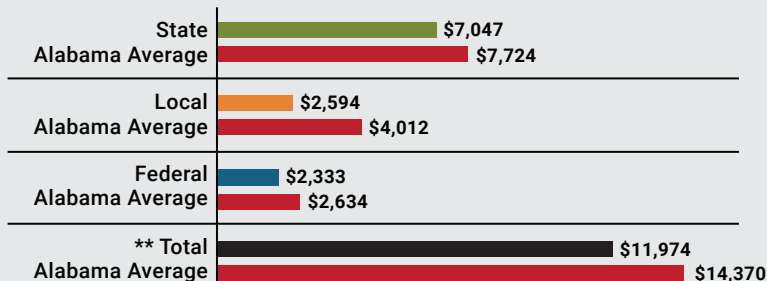
¹ Schools with enrollment, including Alternative and Career Technical Education
² Average Daily Membership (includes virtual students)
³ Data collected in 2022 and used for FY24 funding
⁴ 2022-2023 NEA Rankings of the States

Total Per-Pupil Expenditures (PPE)



Per-Pupil Revenue Sources

Elmore County Revenue Sources



**Total Revenue Among 138 School Systems



130
STATE
RANK

94
LOCAL
RANK

95
FEDERAL
RANK

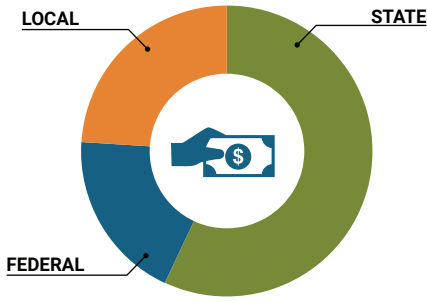
OVERALL SYSTEM RANK 133

LEAs with a substantial increase in reported ADM may show lower rankings since additional revenues reflecting those increases in ADM are not received until the following fiscal year.

* THIS REPORT INCLUDES FISCAL YEAR 2022 DATA

School System Revenue

How was your school system funded?¹



\$79,892,071	STATE	57%
\$26,454,871	FEDERAL	19%
\$34,721,378	LOCAL	25%
— \$11,103,880	Local 10-Mill Match	
\$23,617,498	AVAILABLE LOCAL REVENUE	

VALUE OF 1-MILL For Your School System

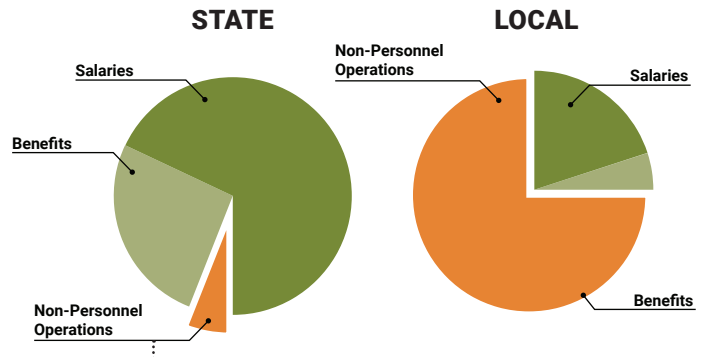
\$1,110,388

School System Spending

How did your school system spend state & local dollars?¹

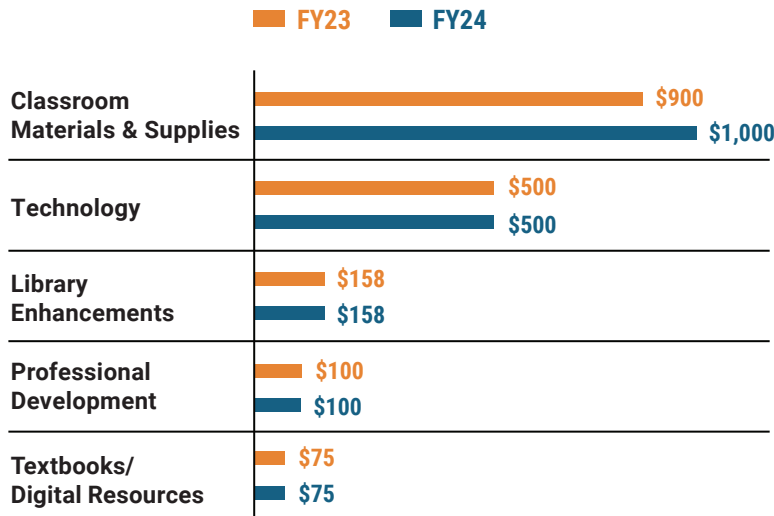
	STATE SPENDING ^{2,3}	LOCAL SPENDING ²
Salaries	\$57,015,485	\$3,784,731
Benefits	\$22,129,060	\$944,935
Non-Personnel Operations	\$5,211,321	\$14,558,535
TOTAL	\$84,355,866	\$19,288,202

¹ Revenues and expenditures may contain nominal variances due to rounding
² Does not include debt service or capital outlay
³ Includes 10-mill match
⁴ Such as utilities, operations & maintenance, etc.



Only 6% of state funding is available for non-personnel expenditures⁴

Instructional Support



Educational Advancement & Technology Fund⁵



⁵ These one-time supplemental funds may be used for repairs and deferred maintenance, capital outlay, classroom instructional supplies, insurance for facilities, transportation, technology and school safety. For FY23, there was no EAT allocation for school systems.

System Debt

TOTAL DEBT⁶	DEBT PER STUDENT
\$81,352,320	\$7,176

⁶ The debt totals in system audit reports may differ due to audit adjustments.



ALABAMA ASSOCIATION OF SCHOOL BOARDS

Sally Smith, J.D.
Executive Director

Tracey A. Meyer
Governmental Relations Coordinator

43 South Jackson Street
Montgomery, Alabama 36104

1-800-562-0601 | AlabamaSchoolBoards.org

@AlaSchoolBoards Facebook.com/AlabamaSchoolBoards