



COVINGTON COUNTY

SCHOOL SYSTEM SNAPSHOT: 2024 EDITION*

807 C.C. Baker Avenue | Andalusia, AL 36420 | (334) 427-3801

Superintendent

Shannon Driver

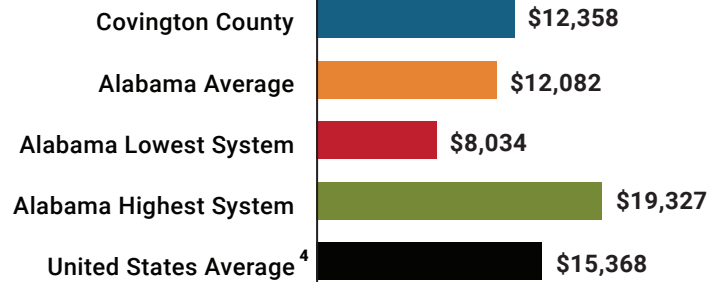
Board Members

Jeff Bailey, Dr. James Barton, James Prestwood, James Rodgers, John Thomasson

\$2,386,778
Cost of One Month's
Operation/General Fund

11.15
Number of Months
Reserve Balance

Total Per-Pupil Expenditures (PPE)

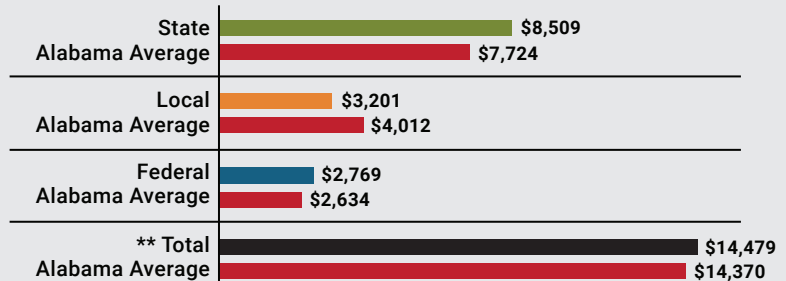


By the Numbers

	Schools ¹	9
	Students/ADM ²	2,791
	Free & Reduced Lunch.....	56%
	Community Eligibility Program.....	46%
	Number of Route Buses ³	50
	Buses 10 yrs. old or less.....	100%
	Students Bused.....	2,050
	Full-Time Employees.....	412
	Teachers.....	211
	Principals/ Assistant Principals.....	13
	Counselors.....	7
	Librarians.....	8
	Other Certified Employees.....	5
	Support Personnel.....	168

Per-Pupil Revenue Sources

Covington County Revenue Sources



**Total Revenue Among 138 School Systems



41
STATE
RANK

58
LOCAL
RANK

69
FEDERAL
RANK

OVERALL SYSTEM RANK 64

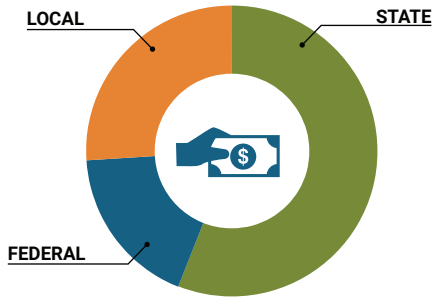
LEAs with a substantial increase in reported ADM may show lower rankings since additional revenues reflecting those increases in ADM are not received until the following fiscal year.

¹ Schools with enrollment, including Alternative and Career Technical Education
² Average Daily Membership (includes virtual students)
³ Data collected in 2022 and used for FY24 funding
⁴ 2022-2023 NEA Rankings of the States

* THIS REPORT INCLUDES FISCAL YEAR 2022 DATA

School System Revenue

How was your school system funded?¹



\$23,749,093	STATE	56%
\$7,729,623	FEDERAL	18%
\$10,910,051	LOCAL	26%
— \$2,416,790	Local 10-Mill Match	
\$8,493,261	AVAILABLE LOCAL REVENUE	

VALUE OF 1-MILL For Your School System

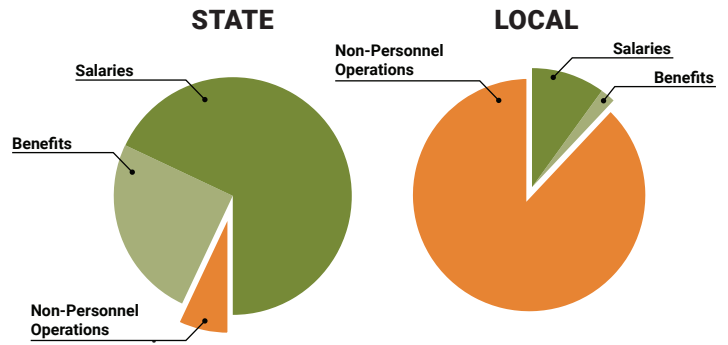
\$241,679

School System Spending

How did your school system spend state & local dollars?¹

	STATE SPENDING ^{2,3}	LOCAL SPENDING ²
Salaries	\$16,100,008	\$555,680
Benefits	\$6,454,263	\$101,484
Non-Personnel Operations	\$1,265,766	\$5,014,286
TOTAL	\$23,820,037	\$5,671,450

- ¹ Revenues and expenditures may contain nominal variances due to rounding
² Does not include debt service or capital outlay
³ Includes 10-mill match
⁴ Such as utilities, operations & maintenance, etc.



Only 5% of state funding is available for non-personnel expenditures⁴

Instructional Support



Educational Advancement & Technology Fund⁵



⁵ These one-time supplemental funds may be used for repairs and deferred maintenance, capital outlay, classroom instructional supplies, insurance for facilities, transportation, technology and school safety. For FY23, there was no EAT allocation for school systems.

System Debt

TOTAL DEBT⁶	DEBT PER STUDENT
\$4,532,412	\$1,624

⁶ The debt totals in system audit reports may differ due to audit adjustments.



ALABAMA ASSOCIATION OF SCHOOL BOARDS

Sally Smith, J.D.
Executive Director

Tracey A. Meyer
Governmental Relations Coordinator

43 South Jackson Street
Montgomery, Alabama 36104

1-800-562-0601 | AlabamaSchoolBoards.org

@AlaSchoolBoards Facebook.com/AlabamaSchoolBoards