



BLOUNT COUNTY

SCHOOL SYSTEM SNAPSHOT: 2024 EDITION*


415 5th Avenue East | Oneonta, AL 35121 | (205) 775-1950


Superintendent

Rodney Green

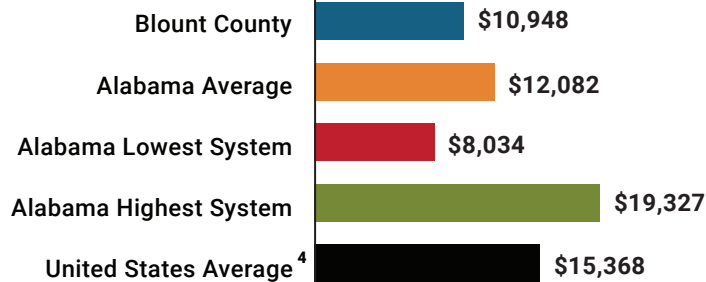
Board Members

Chris Latta, Jackie Sivley, Ken Benton, Dr. Philip Cleveland, Daniel Smith






 **\$5,562,540**
Cost of One Month's
Operation/General Fund

 **3.66**
Number of Months
Reserve Balance

Total Per-Pupil Expenditures (PPE)

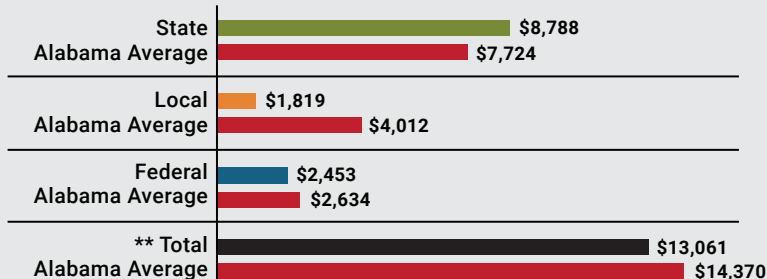


By the Numbers

	Schools¹	15
	Students/ADM²	7,435
	Free & Reduced Lunch	45%
	Community Eligibility Program	29%
	Number of Route Buses³	100
	Buses 10 yrs. old or less.....	100%
	Students Bused.....	3,931
	Full-Time Employees	1,017
	Teachers.....	493
	Principals/ Assistant Principals.....	28
	Counselors.....	19
	Librarians.....	14
	Other Certified Employees.....	22
	Support Personnel.....	441

Per-Pupil Revenue Sources

Blount County Revenue Sources



**Total Revenue Among 138 School Systems



28
STATE
RANK

130
LOCAL
RANK

91
FEDERAL
RANK

OVERALL SYSTEM RANK 114

LEAs with a substantial increase in reported ADM may show lower rankings since additional revenues reflecting those increases in ADM are not received until the following fiscal year.

¹ Schools with enrollment, including Alternative and Career Technical Education

² Average Daily Membership (includes virtual students)

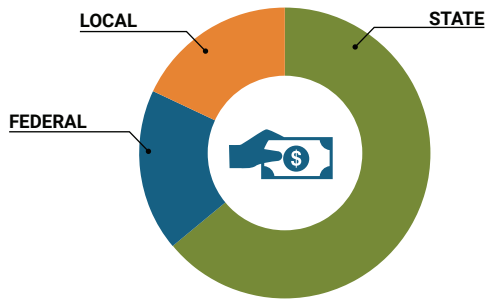
³ Data collected in 2022 and used for FY24 funding

⁴ 2022-2023 NEA Rankings of the States

* THIS REPORT INCLUDES FISCAL YEAR 2022 DATA

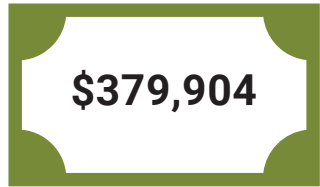
School System Revenue

How was your school system funded?¹



\$65,339,820	STATE	64%
\$18,240,871	FEDERAL	18%
\$18,292,734	LOCAL	18%
-\$3,799,040	Local 10-Mill Match	
\$14,493,694	AVAILABLE LOCAL REVENUE	

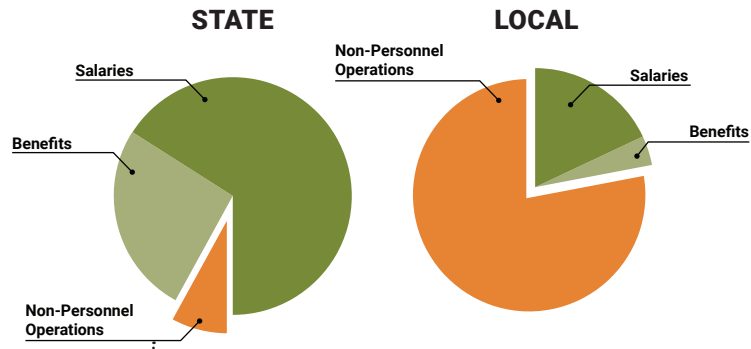
VALUE OF 1-MILL For Your School System



School System Spending

How did your school system spend state & local dollars?¹

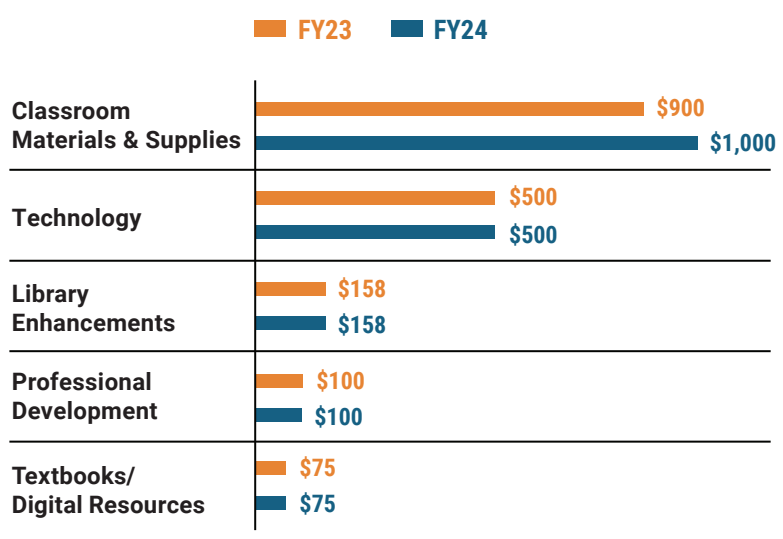
	STATE SPENDING ^{2,3}	LOCAL SPENDING ²
Salaries	\$37,335,650	\$1,726,375
Benefits	\$14,660,796	\$403,570
Non-Personnel Operations	\$4,178,039	\$7,399,024
TOTAL	\$56,174,484	\$9,528,968



Only 7% of state funding is available for non-personnel expenditures⁴

¹ Revenues and expenditures may contain nominal variances due to rounding
² Does not include debt service or capital outlay
³ Includes 10-mill match
⁴ Such as utilities, operations & maintenance, etc.

Instructional Support



Educational Advancement & Technology Fund⁵



⁵ These one-time supplemental funds may be used for repairs and deferred maintenance, capital outlay, classroom instructional supplies, insurance for facilities, transportation, technology and school safety. For FY23, there was no EAT allocation for school systems.

System Debt

TOTAL DEBT⁶	DEBT PER STUDENT
\$31,044,761	\$4,175

⁶ The debt totals in system audit reports may differ due to audit adjustments.



Sally Smith, J.D.
Executive Director

Tracey A. Meyer
Governmental Relations Coordinator

43 South Jackson Street
Montgomery, Alabama 36104

1-800-562-0601 | AlabamaSchoolBoards.org
 @AlaSchoolBoards Facebook.com/AlabamaSchoolBoards