



BALDWIN COUNTY

SCHOOL SYSTEM SNAPSHOT: 2024 EDITION*


2600-A N. Hand Avenue | Bay Minette, AL 36507 | (251) 937-0308


Superintendent

Eddie Tyler






Board Members

Andrea Lindsey, Cecil Christenberry, April Bradley, Michael Johnson, Rondi Kirby, Tony Myrick, Jason Woerner

 **\$29,547,763**
Cost of One Month's
Operation/General Fund

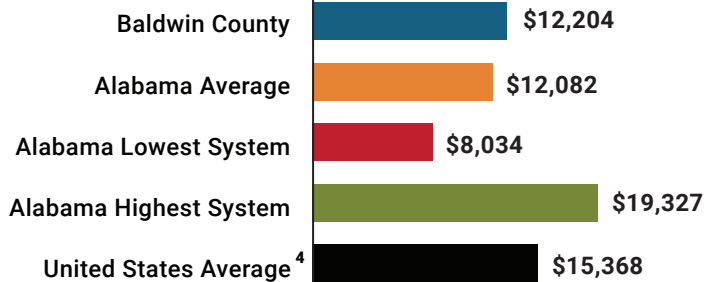
 **2.98**
Number of Months
Reserve Balance

By the Numbers

	Schools ¹	46
	Students/ADM ²	30,753
	Free & Reduced Lunch.....	40%
	Community Eligibility Program.....	27%
	Number of Route Buses ³	304
	Buses 10 yrs. old or less.....	100%
	Students Bused.....	14,620
	Full-Time Employees.....	3,975
	Teachers.....	2,027
	Principals/ Assistant Principals.....	112
	Counselors.....	83
	Librarians.....	44
	Other Certified Employees.....	130
	Support Personnel.....	1,579

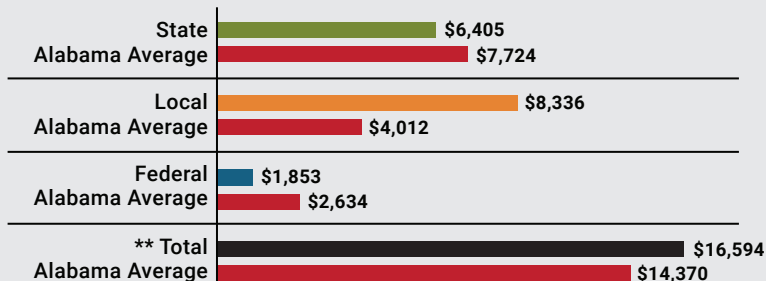
¹ Schools with enrollment, including Alternative and Career Technical Education
² Average Daily Membership (includes virtual students)
³ Data collected in 2022 and used for FY24 funding
⁴ 2022-2023 NEA Rankings of the States

Total Per-Pupil Expenditures (PPE)



Per-Pupil Revenue Sources

Baldwin County Revenue Sources



**Total Revenue Among 138 School Systems



136
STATE
RANK

3
LOCAL
RANK

117
FEDERAL
RANK

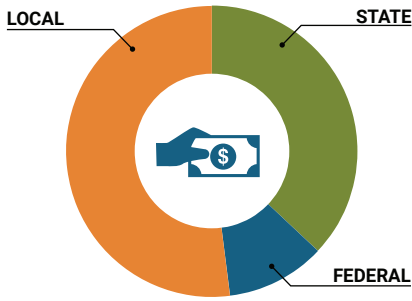
OVERALL SYSTEM RANK 23

LEAs with a substantial increase in reported ADM may show lower rankings since additional revenues reflecting those increases in ADM are not received until the following fiscal year.

* THIS REPORT INCLUDES FISCAL YEAR 2022 DATA

School System Revenue

How was your school system funded?¹



\$196,973,784	STATE	37%
\$56,977,825	FEDERAL	11%
\$272,545,518	LOCAL	52%
— \$42,782,360	Local 10-Mill Match	
\$229,763,158	AVAILABLE LOCAL REVENUE	

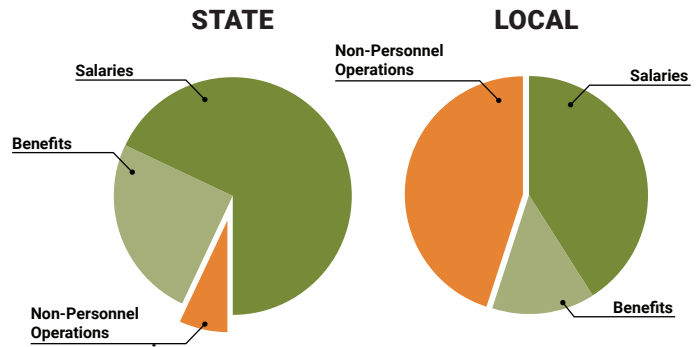
VALUE OF 1-MILL For Your School System



School System Spending

How did your school system spend state & local dollars?¹

	STATE SPENDING ^{2,3}	LOCAL SPENDING ²
Salaries	\$146,969,801	\$45,176,594
Benefits	\$54,700,969	\$15,211,148
Non-Personnel Operations	\$15,806,540	\$50,269,197
TOTAL	\$217,477,310	\$110,656,940



Only 7% of state funding is available for non-personnel expenditures⁴

¹ Revenues and expenditures may contain nominal variances due to rounding
² Does not include debt service or capital outlay
³ Includes 10-mill match
⁴ Such as utilities, operations & maintenance, etc.

Instructional Support



Educational Advancement & Technology Fund⁵



⁵ These one-time supplemental funds may be used for repairs and deferred maintenance, capital outlay, classroom instructional supplies, insurance for facilities, transportation, technology and school safety. For FY23, there was no EAT allocation for school systems.

System Debt

TOTAL DEBT⁶	DEBT PER STUDENT
\$197,518,775	\$6,423

⁶ The debt totals in system audit reports may differ due to audit adjustments.



ALABAMA ASSOCIATION OF SCHOOL BOARDS

Sally Smith, J.D.
Executive Director

Tracey A. Meyer
Governmental Relations Coordinator

43 South Jackson Street
Montgomery, Alabama 36104

1-800-562-0601 | AlabamaSchoolBoards.org

@AlaSchoolBoards Facebook.com/AlabamaSchoolBoards